

OBSERVATORIO CENTRAL METEOROLÓGICO

Observaciones del Extranjero

| Observaciones de la mañana a las 7 ^h | | | | | | | | | | Id. en las 24 horas | | Id. de la vispera por la tarde | | | | |
|---|---------------------|----------------------|-------------|-----------|-----------------|------------------|------------------|------------------|---------------------------|---------------------|--------------------------------|--------------------------------|-----------|-----------------|------------------|--------|
| Estaciones | Barómetro. | | Temperatura | Viento | | Estado del cielo | Estado del mar | Lluvia o nieve | Temp. extr. ^{as} | | Baróm. a 0° y al nivel del mar | Temperatura | Viento | | Estado del cielo | |
| | alt. y abn. del mar | Variación en 3 horas | | Dirección | F ^{za} | | | | Máx. ^a | Min. ^a | | | Dirección | F ^{za} | | |
| Escandinavia | Bodo | 750.1 | +1.2 | -4.6 | S | 2 | Lluvia | M ^a | -2 | -5 | 743.6 | -2.0 | S | 2 | c.d. | |
| | Cristiansund | 749.7 | -0.5 | 8.7 | SSW | 3 | ub. | M. gra | 14 | 9 | 748.4 | -7.4 | N | 3 | do | |
| | Skudesnoes | | 0.0 | 8.0 | | 3 | ub. | M. gra | 8 | 7 | 748.0 | -1.6 | S | 3 | nube | |
| Rusia y Austria | Riga | 760.3 | +0.9 | 5.5 | NSW | 1 | ub. | | 10 | | 757.9 | 3.0 | NSW | 0 | nubla | |
| | Moscou | 768.8 | -0.1 | -8.7 | SSW | 1 | ub. | | | | 768.0 | -2.9 | SSW | 2 | ub. | |
| | Nicolaiew | 769.6 | | 0.5 | cal | 0 | ub. | | | | 760.3 | 0.7 | NSW | 1 | c. ub. | |
| | Feldkirch | 771.7 | +0.8 | -4.8 | cal | 0 | nubla | | 2 | -5 | 766.4 | -2.3 | cal | 0 | do | |
| | Czernovitz | 772.0 | +0.6 | -1.8 | NSW | 1 | do | | 4 | -1 | 769.9 | 2.4 | cal | 0 | do | |
| | Cracovia | 771.9 | +0.1 | -0.2 | SW | 2 | c.d. | | 6 | -2 | 770.9 | 1.7 | NSW | 1 | do | |
| | Pola | 771.8 | +0.1 | 4.1 | NSW | 1 | nubla | | 8 | 3 | 771.7 | 4.8 | NSW | 1 | do | |
| Viena | 771.7 | 0.0 | -0.5 | S | 1 | id. | | 2 | -1 | 771.6 | 0.8 | SSW | 1 | nubla | | |
| Islas Británicas | Stormoway | 751.5 | 0.0 | 7.2 | SW | 4 | ub. | M. da | 17 | 10.0 | 5.0 | 748.3 | 10.0 | SW | 6 | ub. |
| | Shields | 758.4 | +0.5 | 8.3 | S | 3 | c. ub. | | | 12.8 | ? | 756.7 | 10.0 | SSW | 3 | c. ub. |
| | Valentia | 756.2 | +0.7 | 8.9 | SSW | 2 | Lluvia | M. gra | 3.5 | 12.2 | 8.3 | 752.4 | 10.0 | S | 2 | ub. |
| Francia | Gris Nez | 764.2 | -0.1 | 5.2 | SSW | 4 | c.d. | Pin ^a | 9 | 3 | 764.5 | 4.4 | SS | 3 | do | |
| | St. Mathieu | 762.1 | +0.1 | 9.0 | SSW | 1 | Bruna | M. gra | 12 | 8 | 761.3 | 9.2 | SS | 5 | ub. | |
| | Isla de Aix | 763.3 | | 6.0 | SSW | 3 | do | Pin ^a | 10 | 3 | 762.5 | 8.6 | SS | 3 | do | |
| | Biarritz | 762.0 | | 4.4 | SSW | 3 | do | M. lla | 15 | 7 | 761.4 | 11.0 | SS | 2 | do | |
| | Paris | 766.6 | +0.1 | 0.5 | S | 2 | do | | 6.9 | 1.3 | 764.5 | 3.1 | cal | 0 | do | |
| | Clermont | 767.0 | -0.2 | 2.3 | SSW | 3 | c.d. | | 15.1 | 0.4 | 766.3 | 5.0 | S | 3 | do | |
| | Perpiñan | 766.2 | 0.0 | 10.2 | SS | 1 | c. ub. | | 14.6 | 8.8 | 766.1 | 9.9 | SS | 3 | c.d. | |
| | Cabo Sicié | 766.5 | | 7.8 | S | 4 | ub. | M. da | 13 | 7 | 768.0 | 10.0 | S | 3 | c.d. | |
| Niza | 767.8 | -1.0 | 9.4 | cal | 0 | ub. | Pin ^a | 11 | 5 | 769.0 | 7.2 | cal | 0 | do | | |
| Italia | Liorna | 768.3 | -0.4 | 10.2 | NS | 5 | ub. | | | | 768.3 | 12.0 | NS | 4 | c.d. | |
| | Roma | 768.4 | +0.3 | 9.2 | N | 3 | ub. | | 1 | | 767.6 | 11.3 | NS | 3 | ub. | |
| | Cagliari | 764.3 | | 9.3 | NS | 2 | c. ub. | | | | 762.3 | 14.0 | NSW | 3 | Lluvia | |
| | Palermo | 767.1 | +0.7 | 9.0 | S | 3 | ub. | | 1 | | 766.3 | 11.4 | S | 1 | c. ub. | |
| Portugal | Porto | 758.6 | +1.0 | 10.4 | SE | 6 | ub. | M. gra | 15 | 10 | 758.6 | 12.2 | SE | 5 | ub. | |
| | Lisboa | 755.5 | +1.3 | 9.3 | SE | 5 | ub. | gra | 15 | 6 | 756.4 | 14.0 | SE | 5 | ub. | |
| | Lagos | 755.0 | ? | 16.0 | SE | 4 | ub. | M. gra | 16 | 14 | 756.1 | 15.2 | NSW | 3 | c. ub. | |
| | Horta | 762.7 | +0.8 | 12.0 | NSW | 4 | ub. | M. da | 20 | 13 | 769.7 | 10.5 | NSW | 4 | ed | |
| | Angra | 761.6 | +1.4 | 10.6 | NSW | 2 | ub. | M. lla | 2 | 16 | 757.9 | 9.5 | N | 6 | ub. | |
| | Punta Delgada | 758.3 | +1.0 | 11.9 | NSW | 6 | c. ub. | M. da | 6 | 12 | 756.0 | 9.2 | NSW | 6 | Bruna | |
| Funchal | 757.6 | +0.7 | 12.2 | NSW | 7 | Lluvia | M. lla | 17 | 15 | 746.7 | 13.5 | NSW | 7 | Lluvia | | |
| Marruecos y Argelia | Tanger | 755.9 | | 14.0 | NS | 3 | ub. | M. da | 18 | 12 | 760.5 | 15.6 | S | 2 | c. ub. | |
| | Casablanca | | | | | | | | | | | | | | | |
| | Orán | 758.9 | | 10.0 | SSW | 3 | do | | | | | | | | | |
| | Argel | 762.9 | | 12.2 | SSW | 3 | nub. | | | | | | | | | |
| | Túnex | 767.6 | | 8.0 | NSW | 1 | c.d. | | | | | | | | | |
| | Sfaks | 765.5 | | 6.4 | cal | 0 | c.d. | | | | | | | | | |
| | Berlin | 764.8 | 0.0 | -1.1 | S | 1 | c.d. | | 7 | -1 | 767.9 | 2.1 | SW | 1 | do | |
| Berna | 771.0 | | -4.2 | S | 0 | nubla | | | | 770.4 | -2.5 | SS | 0 | Bruna | | |

Precios de suscripción

Un año... 18 pesetas. Un semestre... 9 pesetas

Administrador { Habilitado del material de la Dirección general del Instituto Geográfico y Estadístico. Madrid

Dirección : Adresse : Address :

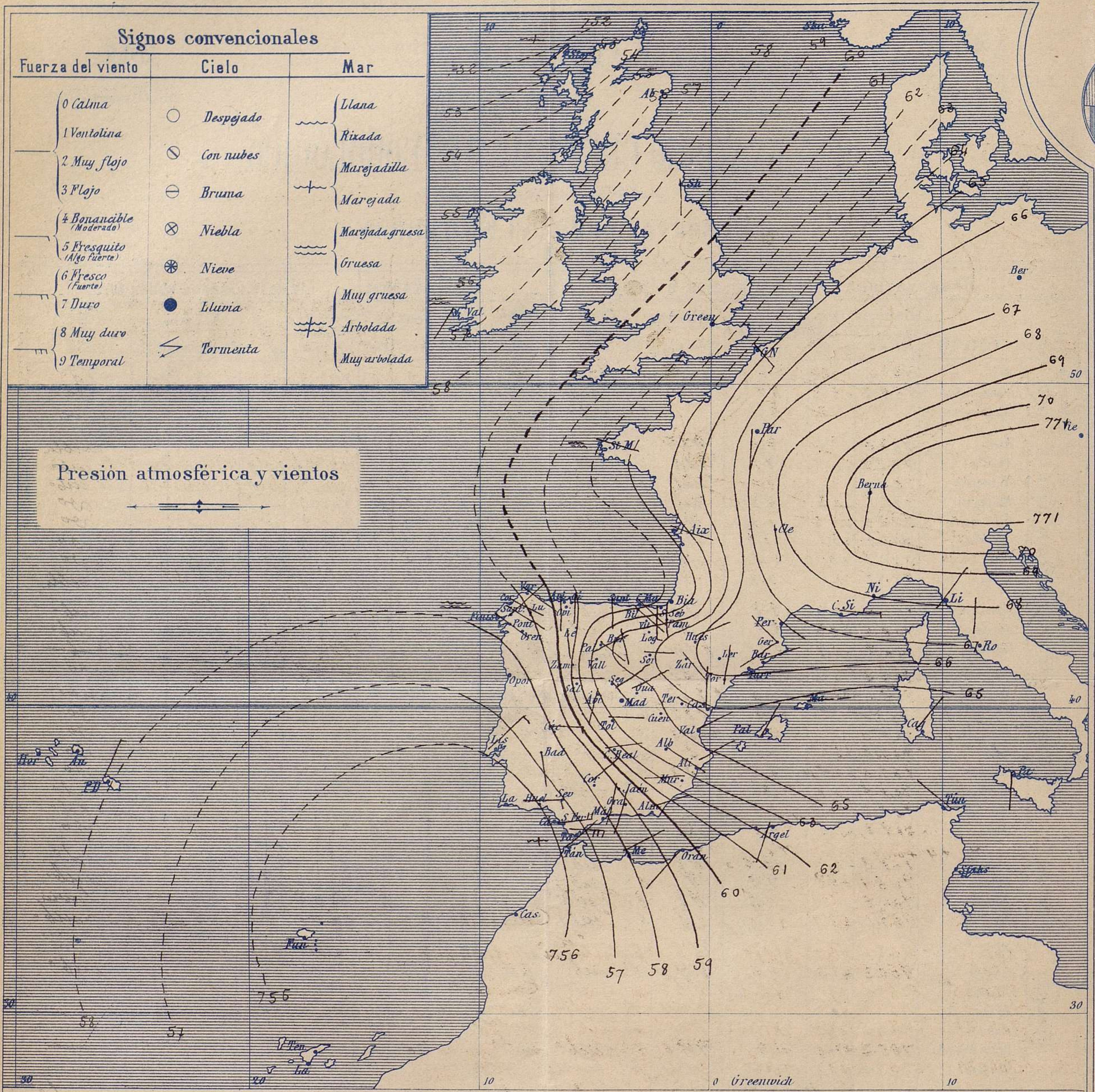
Señor

Jefe del Observatorio Central Meteorológico

Parque del Retiro

Apartado n.º 285.

Madrid. (ESPAÑA)



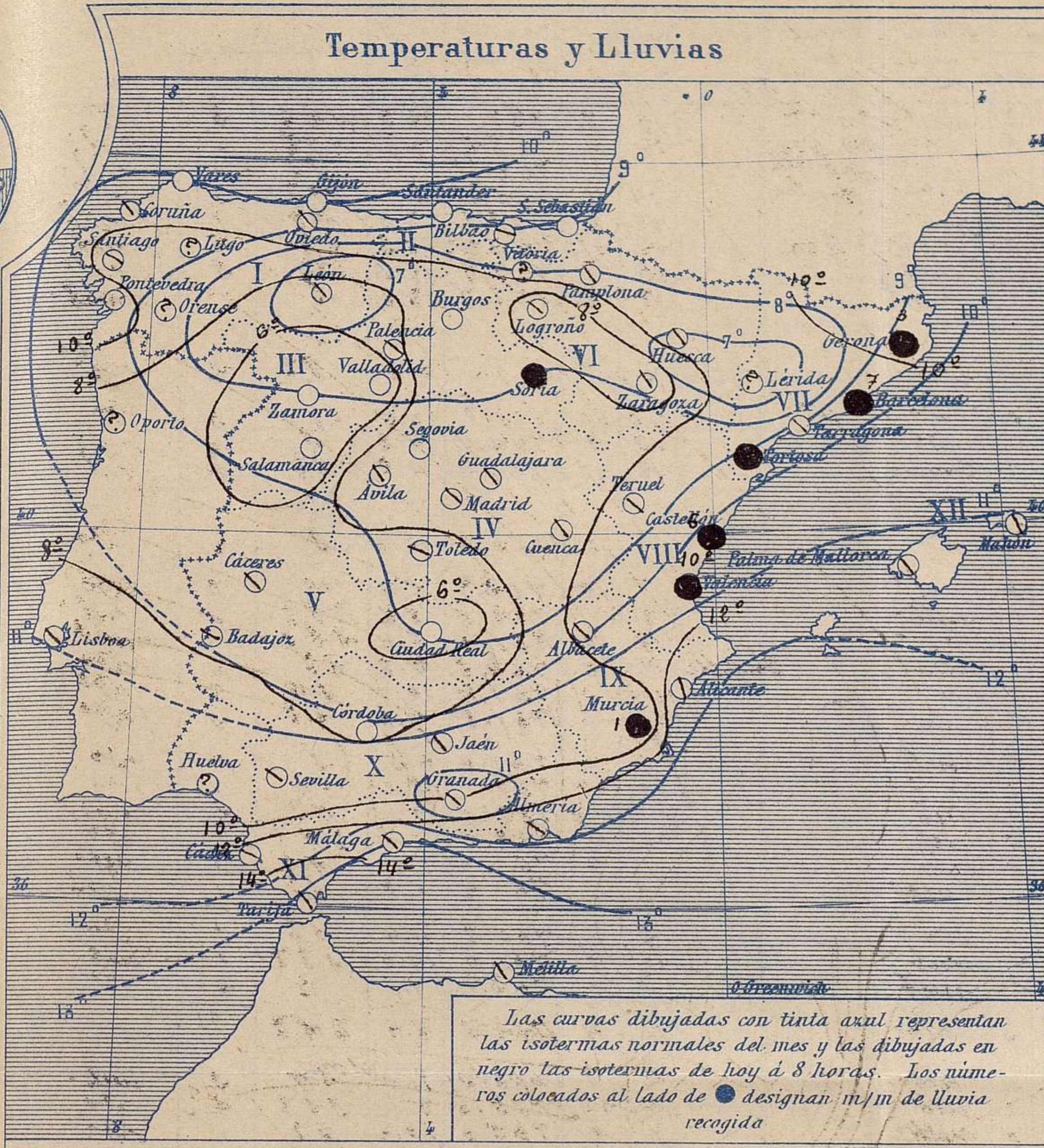
Estado general

La depresión del Atlántico, presenta el centro de perturbación principal, al S.W. del Cabo de San Vicente, por cuya causa el tiempo ha empeorado por toda la península Ibérica, pero singularmente en las costas adyacentes al estrecho de Gibraltar en las cuales el viento sopla con mucha fuerza de Este y, levanta marejada. Por todas partes el cielo está con muchas nubes y ha llovido sobre la región de Levante; los vientos dominantes son los del primero y segundo cuadrantes y la temperatura es mas suave que en los días pasados; la máxima de ayer fue de 17 grados en Pontevedra y San Fernando y la mínima de hoy ha sido de 3 grados bajo cero en Salamanca.

El Director general: Galarza

El Ingeniero Geógrafo, Jefe del Observatorio. J. Galbis

Ho
1
2
2
7
8
1
Hur



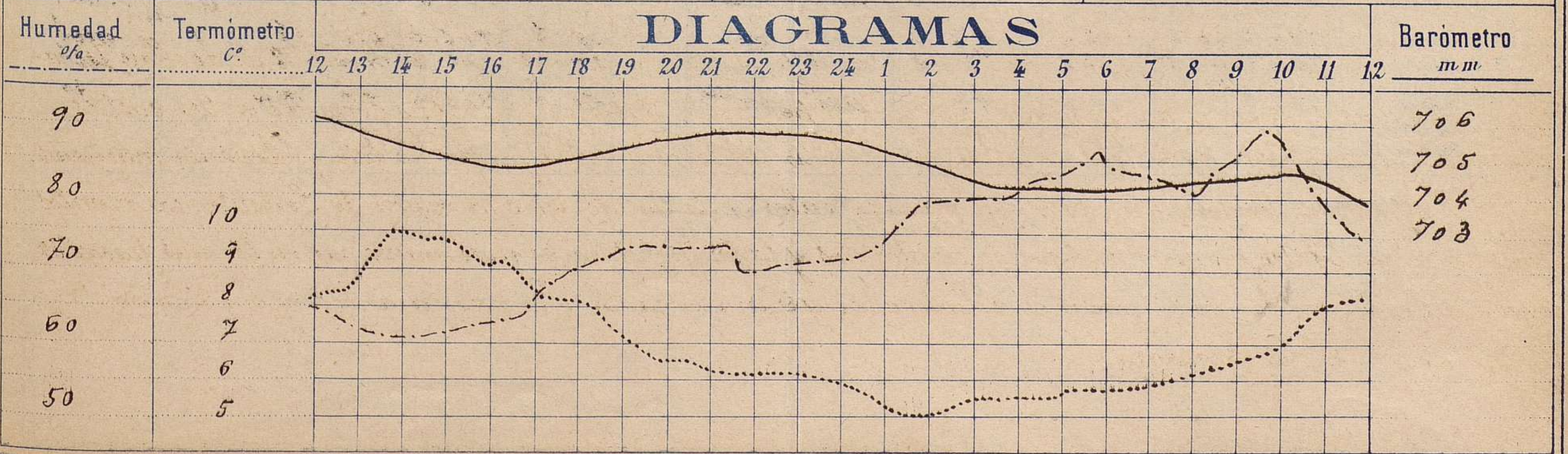
- Tiempo probable**
- EN LAS REGIONES
- I } Vientos moderados de la region del Este y tiempo incierto.
 - II }
 - III }
 - IV } Vientos flojos ó moderados de la region del Este y tiempo de cielo nuboso y ligeras lluvias.
 - V }
 - VI }
 - VII }
 - VIII } Vientos flojos ó moderados de la region del Este y tiempo incierto.
 - IX }
 - X } Vientos fuertes del 1º y 2º cuadrantes y tiempo lluvioso. Mar.
 - XI }
 - XII } Vientos flojos ó moderados de la region del Este y tiempo algo lluvioso.

Observaciones de Madrid entre 12^h del dia 20 y 12^h del dia 21

PARQUE DEL RETIRO (Altitud 667 m.)

| Hora | Barómetro m m | Termómetro C. | Humedad % | Viento | Fuerza 0 á 9 | Lluvia ó Nieve m m | Estado del Cielo | Notas |
|------|------------------|------------------|--------------|--------|-----------------|--------------------------|------------------|---|
| 16. | 704.92 | 9.2 | 63 | NE | 2 | " | Cubierto | Temp ^a máxima á la sombra 10°0 |
| 20 | 705.66 | 6.5 | 73 | ENE | 3 | " | Casi despejado | Id minima á la id 5°0 |
| 24 | 705.45 | 5.8 | 71 | NE | 3 | " | Cubierto | |
| 4 | 704.31 | 5.5 | 80 | NE | 3 | " | Id | |
| 8 | 704.29 | 6.0 | 81 | NNE | 3 | " | Id | |
| 12 | 703.82 | 8.2 | 75 | NNE | 4 | " | Id | |

DIAGRAMAS



Observaciones de España

| Observaciones de la mañana á 8 horas | | | | | | | | | | Id. en las 24 horas | | Id. de la vispera á 16 horas | | | |
|--------------------------------------|-------------------------|----------------------|-------------|-----------|-----------------|------------------|----------------|----------------|---------------------------|---------------------|--------------------------------|------------------------------|-----------|---------|------------------|
| Estaciones | Barómetro. | | Temperatura | Viento | | Estado del cielo | Estado del mar | Lluvia ó nieve | Temp. extr. ^{as} | | Barom. á 0° y al nivel del mar | Temperatura | Viento | | Estado del cielo |
| | alt. y al nivel del mar | Variación en 3 horas | | Dirección | F ^{va} | | | | Max. ^a | Min. ^a | | | Dirección | Fuerza | |
| Región del N.W. I | La Coruña | 757.7 | 0.0 | 10.0 | S 3 | mub. | Am lla | | 15 | 9 | 757.1 | 13.5 | S 3 | so | |
| | Vares | 758.8 | +0.3 | 10.5 | S 3 | so | Am Gsa | | 14 | 7 | 758.2 | 11.3 | S 4 | c.d. | |
| | Avilés | 759.4 | | | W 1 | c.d. | Am lla | | | | 759.1 | | S 1 | c.d. | |
| | Ojón | 759.7 | +0.9 | 6.0 | SW 0 | so | Am lla | | 14 | 5 | 758.8 | 13.7 | W 1 | so | |
| | Oviedo | 759.8 | | 10.2 | S 2 | cub. | | | 16 | 8 | 759.1 | 13.0 | W 1 | c. cub. | |
| | Finisterre | 758.1 | +0.8 | 11.6 | S 3 | mub. | Gsa. | | 14 | 11 | 756.5 | 15.3 | S 5 | c. cub. | |
| | Santiago | 759.1 | +0.2 | 7.9 | S 3 | mub. | | | 13 | 8 | 757.9 | 11.3 | S 3 | c.d. | |
| | Pontevedra | 756.7 | +0.4 | 11.5 | W 1 | c.d. | | | 17 | 8 | 757.2 | 15.6 | S 1 | mub. | |
| | Lugo | | | | | | | | | | | | | | |
| | Orense | | | | | | | | | | | | | | |
| León | 758.8 | | 2.5 | W 4 | mub. | | | 9 | 1 | 758.0 | 5.9 | S 2 | c.d. | | |
| Región Cantábrica II | Santander | 759.7 | +0.5 | 11.3 | S 2 | so | W | | 16 | 10 | 758.8 | 14.5 | S 3 | so | |
| | Punta Galea | 760.8 | +0.2 | 10.1 | S 4 | so | Am lla | | 13 | 9 | 758.4 | 12.8 | S 6 | c.d. | |
| | Bilbao | 761.5 | +0.2 | 10.8 | S 1 | Bruma | | | 15 | 10 | 761.2 | 11.8 | S 4 | c.d. | |
| | Cabo Machucaco | | | | | | | | | | | | | | |
| Igueldo | | | | | | | | | | | | | | | |
| San Sebastián | 762.4 | +0.3 | 15.0 | S 5 | so | W | | 15 | 11 | 760.7 | 15.0 | S 5 | so | | |
| Región del Duero III | Zamora | 761.9 | +1.0 | 2.1 | W 3 | c.d. | | | 7 | 2 | 762.7 | 6.4 | W 0 | so | |
| | Palencia | 763.1 | 0.0 | 4.0 | S 2 | mub. | | | 9 | 1 | 762.1 | 8.8 | S 0 | c.d. | |
| | Burgos | 763.9 | -1.1 | 3.9 | S 1 | c.d. | | | 10 | 0 | 761.6 | 8.0 | S 1 | mub. | |
| | Soria | 765.3 | | 2.8 | S 1 | Bruma | | Engable | 7 | 2 | 764.6 | 5.8 | S 0 | so | |
| | Valladolid | 763.9 | 0.0 | 0.0 | W 1 | so | | | 11 | 0 | 761.4 | 10.0 | SW 1 | so | |
| | Salamanca | 761.5 | 0.0 | 1.2 | S 2 | c.d. | | | 10 | 2 | 761.8 | 9.0 | S 0 | so | |
| Región Central IV | Ávila | 760.9 | | 4.5 | S 2 | mub. | | | 6 | 4 | 761.6 | 5.5 | S 5 | so | |
| | Segovia | 761.8 | -0.1 | 4.4 | S 1 | c.d. | | | 14 | 2-5 | 761.0 | 12.0 | SW 1 | so | |
| | Madrid | 763.4 | +0.3 | 6.0 | W 3 | cub. | | | 10.0 | 5.0 | 765.4 | 9.0 | W 2 | mub. | |
| | Toledo | 762.8 | +0.1 | 3.8 | S 3 | cub. | | | 10 | 2 | 762.5 | 10.2 | SW 1 | so | |
| | Guadalajara | 763.1 | +0.4 | 5.2 | W 0 | cub. | | | 11 | 4 | 762.1 | 9.2 | W 3 | mub. | |
| Cuenca | 763.9 | +0.4 | 3.2 | S 1 | c. cub. | | | 18 | 2 | 763.9 | 5.8 | S 1 | c. cub. | | |
| Extrem. Mancha V | Cáceres | 759.5 | | 4.8 | S 6 | cub. | | | 12 | 4 | 762.9 | 11.4 | S 2 | so | |
| | Badajoz | 757.6 | -0.8 | 6.0 | S 1 | mub. | | | 15 | 2 | 761.0 | 14.0 | S 1 | mub. | |
| | Úndad Real | 762.0 | +0.2 | 1.2 | S 3 | mub. | | | 8 | 0 | 763.9 | 7.2 | S 3 | so | |
| | | | | | | | | | | | | | | | |
| Alto Ebro VI | Logroño | 764.1 | | 5.7 | SW 3 | mub. | | | 11 | 4 | 762.5 | 8.4 | SW 3 | | |
| | Vitoria | | | | | | | | | | | | | | |
| | Pamplona | 763.8 | 0.0 | 8.6 | SW 1 | cub. | | | 12 | 7 | 763.2 | 11.0 | SW 3 | mub. | |
| | Huesca | 766.1 | 0.0 | 7.9 | SW 0 | cub. | | | 13.2 | 5.0 | 765.6 | 9.1 | S 3 | so | |
| | Zaragoza | 765.8 | 0.0 | 6.0 | S 0 | cub. | | | 11 | 1 | 765.0 | 10.0 | S 1 | so | |
| Cataluña VII | Lérida | | | | | | | | | | | | | | |
| | Gerona | 767.4 | -0.2 | 8.8 | W 0 | cub. | | | 3 | 14 | 768.6 | 12.0 | SW 0 | cub. | |
| | Barcelona | 766.0 | 0.0 | 12.0 | SW 2 | cub. | Am da | | 7 | 14 | 766.4 | 12.8 | S 2 | cub. | |
| | Tarragona | 763.4 | | 11.4 | W 1 | mub. | Ria | | 15 | 8 | 766.2 | 12.6 | S 1 | mub. | |
| | Tortosa | 764.7 | -0.2 | 10.9 | W 1 | Lluvia | | Engable | 12 | 3 | 765.9 | 10.9 | W 0 | ? | |
| Levan. del Ebro VIII | Teruel | 765.4 | | 5.8 | S 1 | cub. | | | 7 | 4 | 766.3 | 5.8 | S 0 | cub. | |
| | Castellón | 764.3 | 0.0 | 11.0 | W 0 | cub. | | | 6 | 14 | 765.4 | 13.3 | SW 0 | cub. | |
| | Valencia | 763.7 | 0.0 | 11.6 | W 1 | Lluvia | | | 10 | 13 | 765.0 | ? | S 0 | cub. | |
| | | | | | | | | | | | | | | | |
| Región del Guadalq. X | Albacete | 762.8 | 0.0 | 7.3 | S 4 | mub. | | | 9 | 3 | 763.8 | 9.2 | SW 1 | cub. | |
| | Alicante | 761.8 | | 13.0 | W 3 | mub. | Am lla | | 15 | 8 | 763.4 | 14.0 | W 3 | mub. | |
| | Murcia | 761.6 | 0.0 | 9.4 | W 0 | cub. | | | 12 | 8 | 763.5 | 11.6 | SW 0 | cub. | |
| Cuenca del Guadalq. X | Sevilla | | | 9.0 | | cub. | | | | | | | | | |
| | Córdoba | 758.0 | -1.0 | 7.0 | W 1 | c.d. | | | 16 | 8 | 770.0 | 15.8 | SW 2 | mub. | |
| | Jáen | 759.0 | | 9.6 | S 4 | mub. | | | 15 | 4 | 760.9 | 13.4 | W 1 | mub. | |
| | Granada | 759.0 | 0.8 | 6.2 | S 3 | cub. | | | 12 | 2 | 762.8 | 11.0 | W 1 | so | |
| Costa del Sur XI | Huelva | 755.8 | | 9.4 | S 6 | cub. | | | 16 | 7 | 759.2 | 6.9 | S 2 | cub. | |
| | Algeciras | | | | | | | | | | | | | | |
| | San Fernando | 754.6 | -0.6 | 13.7 | S 7 | cub. | Am Gsa | | 17 | 10 | 757.0 | 13.3 | S 4 | c. cub. | |
| | Tarifa | 755.5 | +0.5 | 14.4 | S 8 | cub. | Gsa | | 15 | 14 | 759.7 | 14.7 | S 4 | c.d. | |
| | Málaga | 758.9 | 0.0 | 12.6 | S 4 | cub. | Am Gsa | | 15 | 9 | 762.7 | 13.8 | S 4 | c.d. | |
| Almería | 759.4 | | 12.4 | W 2 | mub. | Ria | | 14 | 12 | 761.6 | 13.2 | W 1 | c. cub. | | |
| Balea. res XII | Palma | 764.5 | -0.6 | 12.4 | W 1 | cub. | W | | 15 | 8 | 766.0 | 14.6 | S 1 | mub. | |
| | Mahón | 764.9 | +0.2 | 13.8 | S 2 | c. cub. | | | 14 | 12 | 765.0 | 14.0 | S 1 | c. cub. | |
| | | | | | | | | | | | | | | | |
| Melilla | 767.3 | | 14.0 | W 1 | cub. | Am lla | | 21 | 8 | 765.4 | 15.8 | W 1 | so | | |
| Láguna | 757.7 | +1.2 | 10.1 | W 6 | c. cub. | | | 25 | 14 | 754.2 | 10.1 | W 7 | Llva | | |
| Sta Cruz de Ten. | 748.9 | 0 | 15.3 | W 6 | cub. | Am lla | | 17 | 19 | 748.5 | 16.4 | SW 2 | Llva | | |

Laguna: Hoy de 6^h 30^m oi 7 Tormenta

Noticias