

# DIRECCIÓN GENERAL DEL INSTITUTO GEOGRÁFICO Y ESTADÍSTICO

AÑO XXI

## BOLETÍN

1913.

Núm.º 32-

DEL

v.º - de Febrero.

### OBSERVATORIO CENTRAL METEOROLÓGICO

#### Observaciones del Extranjero

| Observaciones de la mañana á las 7 <sup>h</sup> |                         |                      |             |           |       |                  |                |                |               | Id. en las 24 horas |                                 |             | Id. de la vispera por la tarde |       |                  |        |       |
|---|-------------------------|----------------------|-------------|-----------|-------|------------------|----------------|----------------|---------------|---------------------|---------------------------------|-------------|--------------------------------|-------|------------------|--------|-------|
| Estaciones                                      | Barómetro               |                      | Temperatura | Viento    |       | Estado del cielo | Estado del mar | Lluvia ó nieve | Temp. extr.ªs |                     | Barom.ª á 0º y al nivel del mar | Temperatura | Viento                         |       | Estado del cielo |        |       |
|   | á 0º y al nivel del mar | Variación en 3 horas |             | Dirección | F.ª   |                  |                |                | Max.ª         | Min.ª               |                                 |             | Dirección                      | F.ª   |                  |        |       |
| Escandinavia                                    | Bodo                    | 757.0                | +1.4        | -1.0      | S     | 4                | nieve          | Am. da         | 0             | -3                  | 755.3                           | -0.4        | SE                             | 6     | ub.              |        |       |
|   | Cristiansund            | 756.8                | +1.9        | 3.8       | SW    | 2                | ub.            | Am. da         | 4             | 1                   | 731.7                           | 3.4         | SW                             | 3     | c. ub.           |        |       |
|   | Skudesnoes              | 742.2                | +0.5        | 2.8       | W. NW | 6                | ub.            | Am. da         | 3             | 1                   | 757.6                           | 2.7         | W                              | 6     | c. ub.           |        |       |
| Europa Oriental y Central                       | Riga                    | 756.4                | -0.8        | -10.5     | S     | 3                | nieve          |                |               |                     | 759.2                           | -12.0       | SE                             | 4     | so               |        |       |
|   | Moscou                  | 770.4                | -0.2        | -12.2     | W     | 1                | ub.            |                |               |                     | 770.4                           | -9.9        | W                              | 3     | ub.              |        |       |
|   | Nicolaiew               | 774.8                |             | -12.5     | S     | 0                | so             |                |               |                     | 775.2                           | -14.9       | N                              | 0     | so               |        |       |
|   | Feldkirch               | 765.6                | +0.4        | 1.7       | SW    | 1                | ub.            |                | 7             | 7                   | 762.7                           | 6.8         | SW                             | 1     | so               |        |       |
|   | Czernowitz              | 768.5                | +0.2        | -1.6      | cal.  | 0                | ub.            |                | -13           | -25                 | 770.7                           | -16.2       | SE                             | 3     | so               |        |       |
|   | Cracovia                | 764.6                | +1.0        | -3.4      | NNE   | 1                | c. d.          |                | Snapple       | -1                  | -5                              | 759.8       | -2.9                           | W. SW | 2                | nieve  |       |
|   | Pola                    | 767.6                | +0.9        | 1.6       | ENE   | 1                | luz            |                | 1             | 5                   | 0                               | 765.1       | 1.0                            | NE    | 1                | ub.    |       |
|   | Viena                   | 768.0                | +1.5        | -4.1      | W     | 1                | ub.            |                | 3             | -5                  | -8                              | 762.1       | -4.8                           | SE    | 2                | nieve  |       |
|   | Berlin                  | 759.2                | +1.6        | 0.5       | S     | 2                | ub.            |                | 8             | 3                   | 0                               | 757.9       | 2.4                            | W     | 2                | ub.    |       |
| Berna   | 766.8                   |                      | 5.2         | SW        | 0     | ub.              |                |                |               |                     | 766.4                           | 4.3         | SW                             | 4     | c. d.            |        |       |
| Islas Británicas                                | Stornoway               | 759.1                | +0.5        | 0.6       | SW    | 6                | ub.            | Am. Gsa        | 4.5           | 5.5                 | 0.0                             | 755.6       | 1.1                            | SW    | 5                | ub.    |       |
|   | Shields                 | 748.3                | +0.5        | 2.2       | S     | 2                | c. ub.         | Am. Gsa        | 0.2           | 5.0                 | 0.6                             | 743.5       | 2.8                            | W     | 4                | c. ub. |       |
|   | Valentia                | 750.6                | -0.5        | 3.3       | S     | 2                | ub.            | Am. Gsa        | 5.0           | 6.7                 | 3.2                             | 751.5       | 6.1                            | SW    | 6                | c. ub. |       |
| Francia   | Gris Nez                | 757.9                | +0.1        | 6.2       | SW    | 6                | c. ub.         | Am. Gsa        | Snapple       | 10                  | 5                               | 754.6       | 6.4                            | W     | 7                | c. ub. |       |
|   | St. Mathieu             | 756.8                | -2.2        | 7.3       | S     | 2                | ub.            | Am. Gsa        | 9             | 6                   |                                 | 760.4       | 7.8                            | W. NW | 3                | ub.    |       |
|   | Isla de Aix             | 761.2                |             | 8.2       | S     | 3                | ub.            | Am. Gsa        | 2             | 12                  | 8                               | 764.3       | 9.0                            | W     | 3                | ub.    |       |
|   | Biarritz                | 760.9                |             | 11.0      | SE    | 3                | c. d.          | Am. Gsa        | 4             | 14                  | 9                               | 765.8       | 12.0                           | SW    | 3                | ub.    |       |
|   | Paris                   | 761.3                | -0.5        | 5.0       | S     | 3                | ub.            | Am. Gsa        | Snapple       | 9.0                 | 3.0                             |             | 760.5                          | 3.1   | SE               | 2      | c. d. |
|   | Clermont                | 764.1                | -0.9        | 4.7       | S     | 2                | ub.            |                | 18.8          | 4.5                 |                                 | 765.0       | 17.0                           | SW    | 2                | ub.    |       |
|   | Perpiñán                | 765.6                | -0.8        | 8.0       | W     | 1                | c. d.          |                | 17.7          | 8.5                 |                                 | 766.1       | 12.5                           | SW    | 2                | c. d.  |       |
|   | Cabo Sicié              | 764.8                |             | 7.2       | NW    | 4                | c. d.          | Am. Gsa        | 6             | 14                  | 6                               | 763.2       | 9.0                            | W     | 5                | ub.    |       |
|   | Niza                    | 765.9                | +1.1        | 4.6       | cal.  | 0                | c. ub.         | Am. Gsa        | 9             | 5                   |                                 | 762.5       | 5.5                            | cal.  | 0                | ub.    |       |
| Italia  | Liorna                  | 764.7                | 0.0         | 6.2       | NE    | 3                | ub.            |                | 2             |                     |                                 | 763.9       | 5.0                            | NE    | 4                | ub.    |       |
|   | Roma                    | 766.3                | +1.0        | 8.0       | NE    | 2                | ub.            |                | 1             |                     |                                 | 764.3       | 9.7                            | SE    | 1                | c. ub. |       |
|   | Cagliari                | 767.4                |             | 11.0      | NW    | 4                | ub.            |                |               |                     |                                 | 764.3       | 14.0                           | NW    | 4                | so     |       |
|   | Palermo                 |                      |             |           |       |                  |                |                |               |                     |                                 |             |                                |       |                  |        |       |
| Portugal  | Porto                   | 766.1                | -0.1        | 11.1      | S     | 4                | ub.            | Am. Gsa        | 13            | 13                  | 11                              | 768.2       | 12.6                           | SSW   | 3                | luz    |       |
|   | Lisboa                  | 766.2                | +0.2        | 12.9      | SW    | 1                | ub.            | Gsa            |               | 14                  | 12                              | 768.9       | 15.2                           | NW    | 1                | ub.    |       |
|   | Lagos                   | 767.9                | +0.4        | 13.8      | cal.  | 0                | ub.            | Am. Gsa        |               | 18                  | 10                              | 769.4       | 11.8                           | W     | 1                | so     |       |
|   | Horta                   |                      |             |           |       |                  |                |                |               |                     |                                 |             |                                |       |                  |        |       |
|   | Angra                   |                      |             |           |       |                  |                |                |               |                     |                                 |             |                                |       |                  |        |       |
|   | Punta Delgada           | 766.0                | +0.8        | 13.1      | NNE   | 1                | Brunna         | Am. Gsa        | 4             | 15                  | 12                              | 766.6       | 14.6                           | SW    | 6                | ub.    |       |
| Funchal   | 767.4                   | -0.2                 | 15.2        | NE        | 2     | ub.              | Am. Gsa        |                | 18            | 10                  | 766.7                           | 16.0        | NE                             | 2     | ub.              |        |       |
| Marruecos y Argelia                             | Tanger                  | 766.8                |             | 9.0       | S     | 1                | c. d.          |                |               |                     |                                 | 14.4        | ?                              | 2     | ub.              |        |       |
|   | Casablanca              |                      |             |           |       |                  |                |                |               |                     |                                 |             |                                |       |                  |        |       |
|   | Nemours                 |                      |             |           |       |                  |                |                |               |                     |                                 |             |                                |       |                  |        |       |
|   | Argel                   |                      |             |           |       |                  |                |                |               |                     |                                 |             |                                |       |                  |        |       |
|   | Cap de Garde            |                      |             |           |       |                  |                |                |               |                     |                                 |             |                                |       |                  |        |       |
| Tunex   | 767.9                   |                      | 13.0        | ?         | 3     | so               |                |                |               |                     |                                 |             |                                |       |                  |        |       |

**Radiogramas de la torre Eiffel.** { Reykjavik (Islandia) Presión 723<sup>mm</sup>; viento calma.  
 Saint Pierre et Miquelon (América) Presión 768<sup>mm</sup>; viento SW muy flojo.

**Precios de suscripción**

Un año...18...pesetas. Un semestre...9...pesetas.

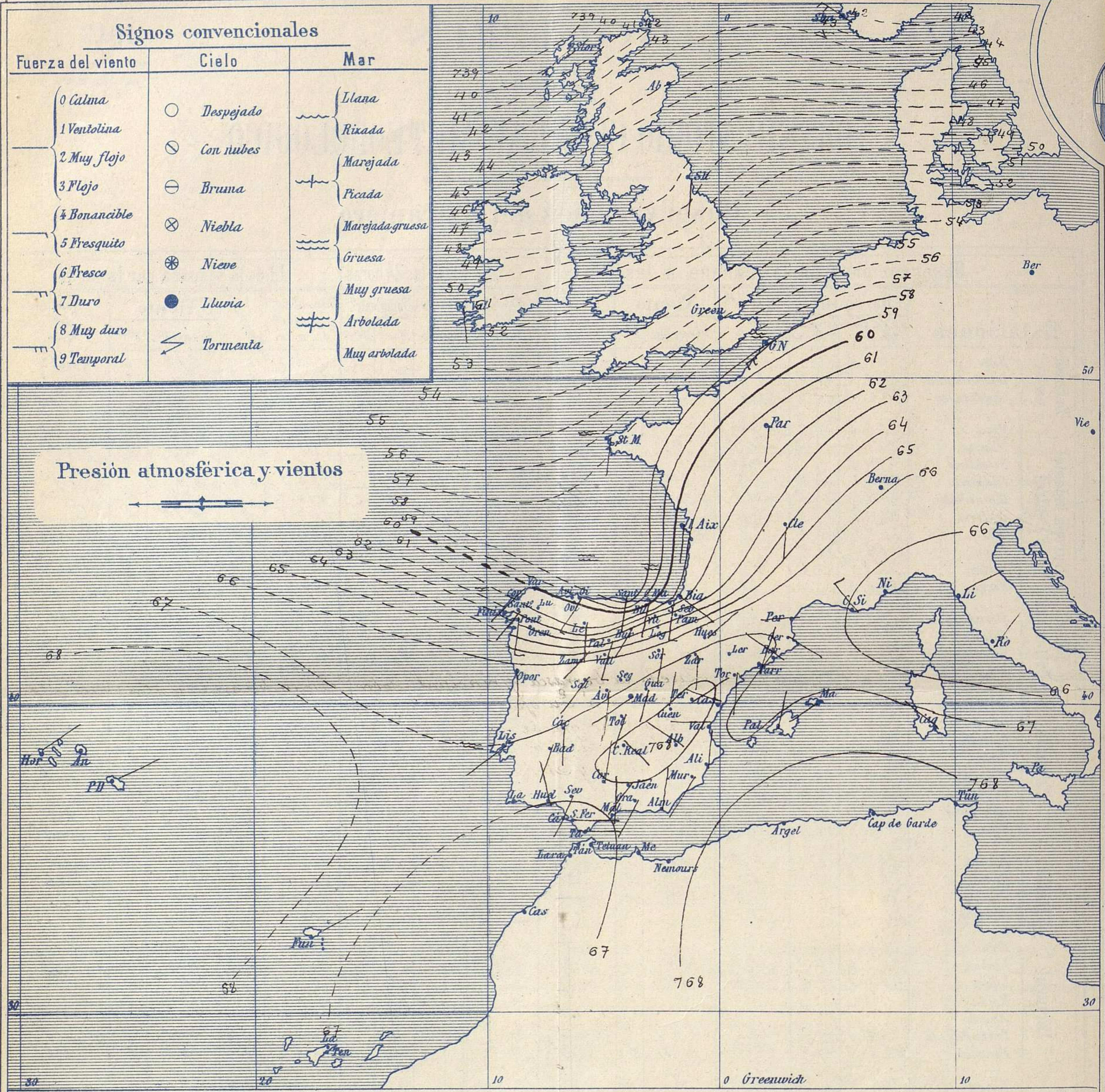
**Administrador** { Habilitado del material de la Dirección general del Instituto Geográfico y Estadístico. Madrid

**Dirección : Adresse : Address :**

Señor  
 Jefe del Observatorio Central Meteorológico  
 Parque del Retiro

**Madrid. (ESPAÑA)**

Apartado nº 285.



Presión atmosférica y vientos



Estado general

Avanza sobre la península Escandinava la borrasca y una nueva se aproxima a Europa, la cual presenta a su alrededor varios centros secundarios de perturbación que influyen directamente en el estado del tiempo de la península Ibérica; debido a esto los vientos sobre la mitad meridional de España soplan del 3<sup>er</sup> cuadrante y el mar Cantábrico aparece muy agitado. El cielo está por toda España con muchas nubes, pero las lluvias son inapreciables por regla general y muy poco abundantes en las regiones Gallega y Cantábrica. La temperatura continúa siendo suave: la máxima de ayer fue de 21 grados en Málaga y la mínima de hoy ha sido de 1 grado bajo cero en Teruel.

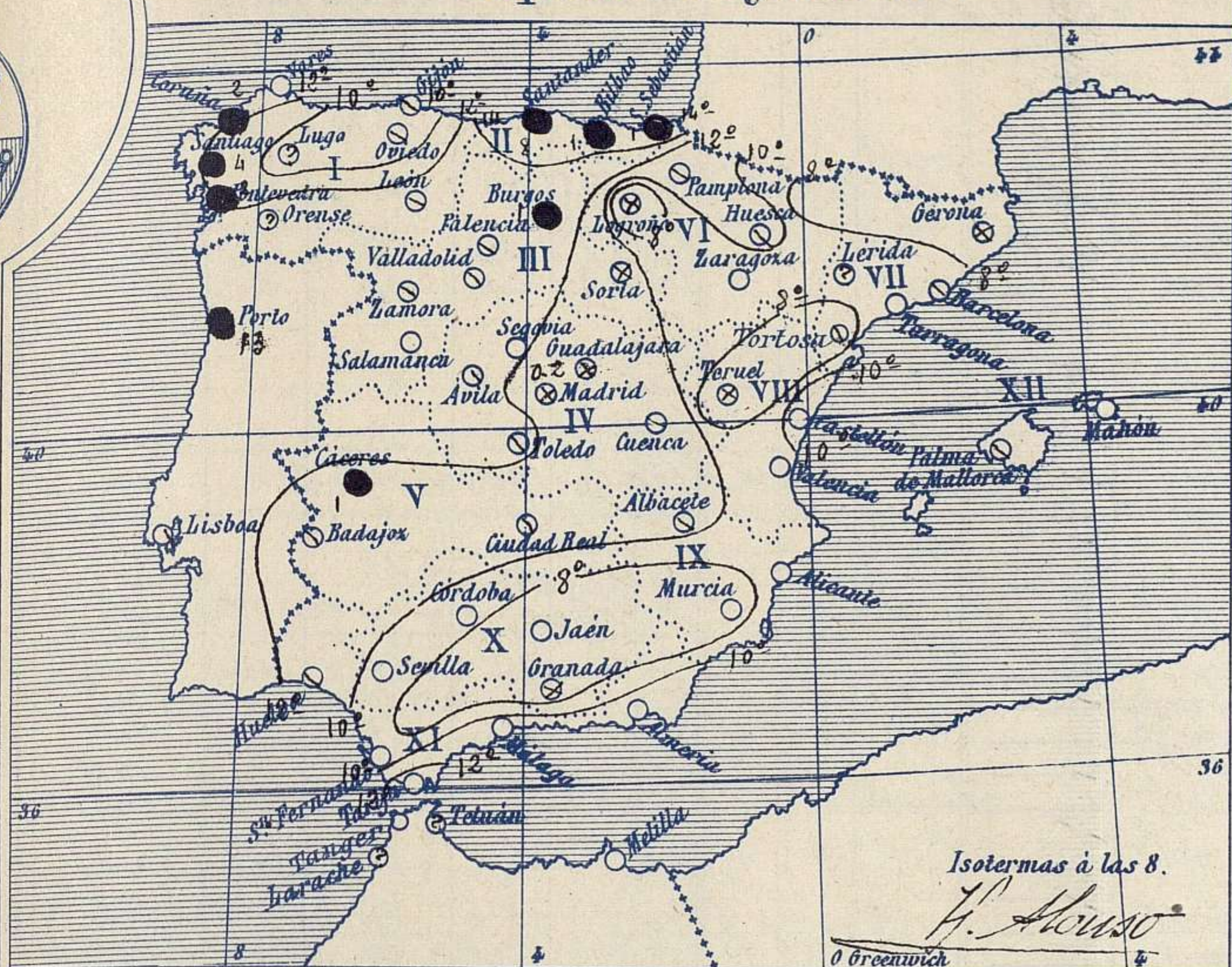
Las mayores presiones aparecen situadas sobre las Azores (769 mm)

*Lame*

El Director general: Galarza

El Ingeniero Geógrafo Jefe del Observatorio. J. Galbis

Temperaturas y Lluvias



Tiempo probable

EN LAS REGIONES

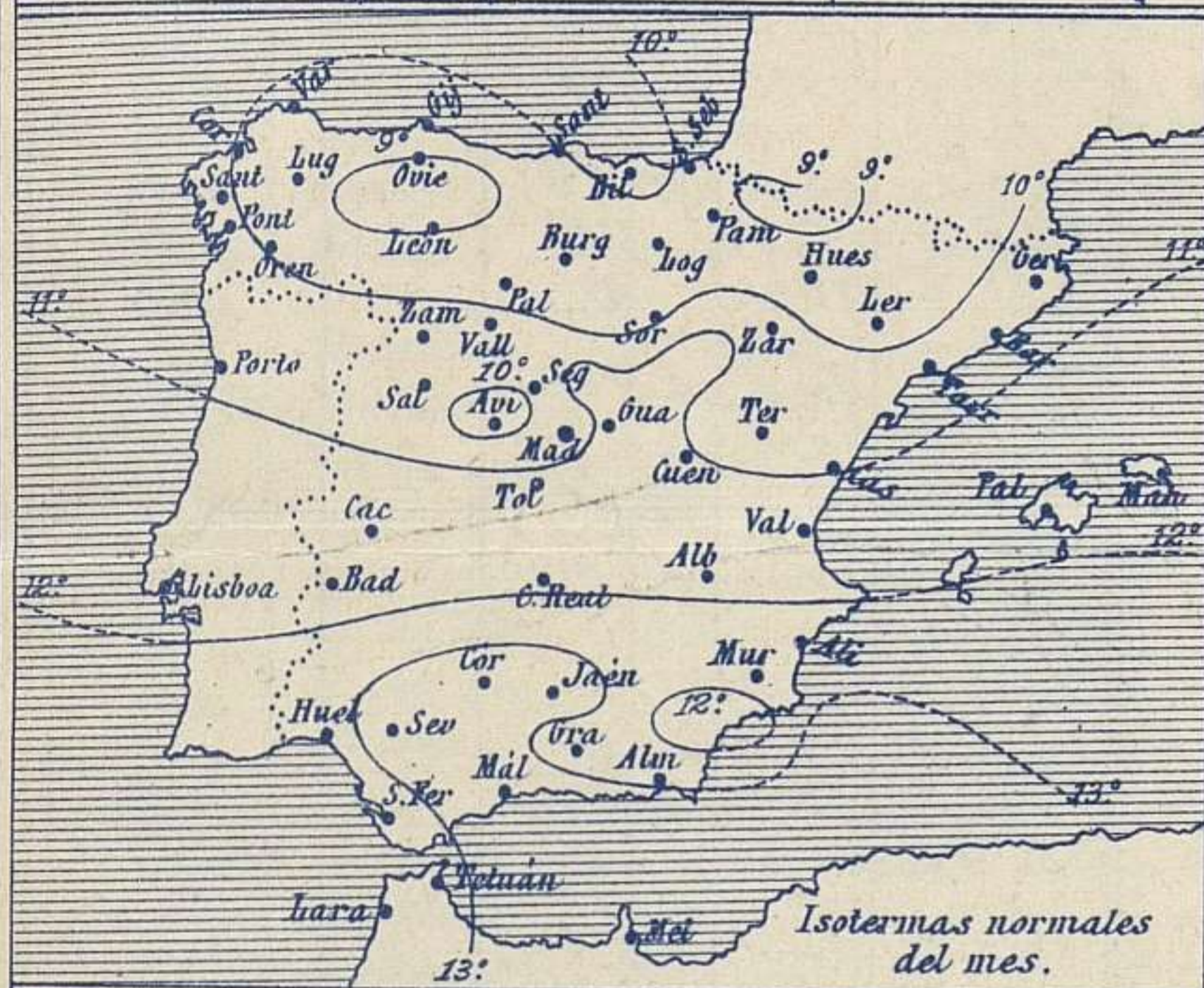
- I } Vientos flojos o moderados de la region del Sur y tiempo lluvioso. Mar.
- II }
- III }
- IV } Vientos flojos o moderados de la region del Sur y tendencia a empeorar.
- V }
- VI }
- VII }
- VIII } Vientos flojos o moderados de la region del Sur y buen tiempo poco estable.
- IX }
- X } Vientos flojos o moderados de la region del Sur y tiempo lluvioso.
- XI }
- XII } Vientos flojos de direccion variable y buen tiempo.

Isotermas a las 8.  
H. Anuso  
0 Greenwich

Los números colocados al lado de ● designan msm de lluvia recogida.

Telegrama para las Comandancias de Marina depositado a las 12.h.50.m

Queda la borrasca principal sobre Escandinavia y otra nueva se aproxima a Europa cuyo influjo alcanza a España.  
Hay mar gruesa en el Paso de Calais, Canal de la Mancha y en el Cantabrico. Es probable que se acentie el regimen lluvioso al Norte y Noroeste y al Sur de España.

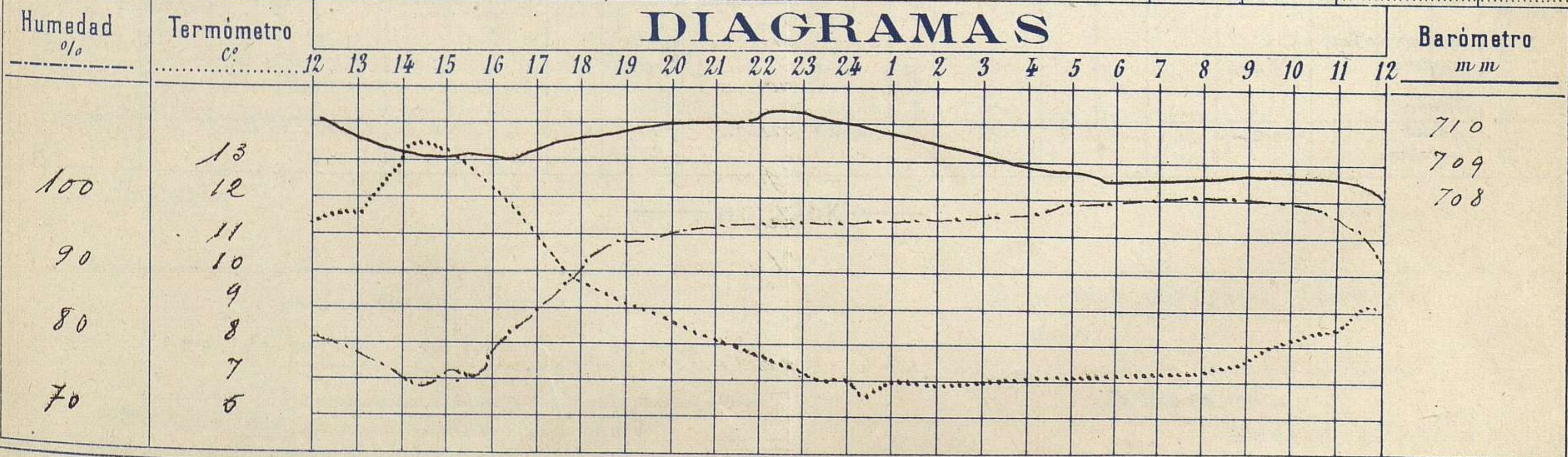


Observaciones de Madrid entre 12<sup>h</sup> del dia 31 y 12<sup>h</sup> del dia 1<sup>o</sup>

PARQUE DEL RETIRO (Altitud 667 m.)

| Hora | Barómetro<br>m m | Termómetro<br>C° | Humedad<br>o/o | Viento    |                     | Lluvia<br>o Nieve | Estado<br>del<br>Cielo | Notas                         | Observaciones aerológicas |              |
|------|------------------|------------------|----------------|-----------|---------------------|-------------------|------------------------|-------------------------------|---------------------------|--------------|
|      |                  |                  |                | Dirección | F <sup>ra</sup> Oa9 |                   |                        |                               | Horas                     | Alturas<br>m |
| 12   | 71.0             | 13               | 81             | S.W.      | 2                   | "                 | Nuboso                 | Temp. máx. a la sombra 13.5   |                           |              |
| 16   | 70.9             | 19               | 8.0            | S.W.      | 2                   | "                 | Casi desp.             | Id. mínima a la id. 6.6       |                           |              |
| 20   | 71.0             | 13               | 8.5            | Cal       | 0                   | "                 | Id.                    | Horas de Sol despejadas en el |                           |              |
| 24   | 71.0             | 21               | 9.7            | Id.       | 0                   | "                 | Cub. to                | dia de ayer 34 horas 55 min.  |                           |              |
| 4    | 70.8             | 9.0              | 7.2            | Id.       | 0                   | "                 | Id.                    |                               |                           |              |
| 8    | 70.8             | 7.0              | 7.4            | S.W.      | 1                   | 0.2               | Niebla                 |                               |                           |              |
| 12   | 70.8             | 15               | 9.2            | S.W.      | 2                   | Inap.             | Cub. to                |                               |                           |              |

DIAGRAMAS



# Observaciones de España

| Observaciones de la mañana á 8 horas         |                              |                      |             |           |                 |                  |                |                  |                           | Id. en las 24 horas |                                | Id. de la vispera á 16 horas |           |        |                  |      |
|--|------------------------------|----------------------|-------------|-----------|-----------------|------------------|----------------|------------------|---------------------------|---------------------|--------------------------------|------------------------------|-----------|--------|------------------|------|
| Estaciones                                   | Barómetro                    |                      | Temperatura | Viento    |                 | Estado del cielo | Estado del mar | Lluvia ó nieve   | Temp. extr. <sup>as</sup> |                     | Barom. á 0° y al nivel del mar | Temperatura                  | Viento    |        | Estado del cielo |      |
|  | á 0° y al nivel del mar      | Variación en 3 horas |             | Dirección | F <sup>za</sup> |                  |                |                  | Máx. <sup>a</sup>         | Min. <sup>a</sup>   |                                |                              | Dirección | Fuerza |                  |      |
| Región del N.W. I.                           | La Coruña                    | 760.8                | 0.0         | 12.0      | SW              | 6                | neb.           | 4 <sup>a</sup>   |                           |                     | 765.8                          | 12.6                         | SW        | 3      | neb.             |      |
|  | Vares                        |                      |             |           |                 |                  |                |                  |                           |                     |                                |                              |           |        |                  |      |
|  | Avilés                       |                      |             |           |                 |                  |                |                  |                           |                     |                                |                              |           |        |                  |      |
|  | Gijón                        | 760.2                | -1.8        | 8.5       | SW              | 1                | neb. Sm. Gsa.  | Snapple          | 16                        | 8                   | 766.3                          | 12.6                         |           | 2      | neb.             |      |
|  | Oviedo                       | 759.9                |             | 7.2       | SW              | 1                | neb.           |                  | 14                        | 6                   | 765.2                          | 11.4                         |           | 1      | neb.             |      |
|  | Finisterre                   |                      |             |           |                 |                  |                |                  |                           |                     |                                |                              |           |        |                  |      |
|  | Santiago                     | 761.4                | -0.4        | 10.0      | SW              | 3                | llovizna       |                  | 4                         | 14                  | 9                              | 767.3                        | 11.8      | SW     | 1                | neb. |
| Región Cantábrica II                         | Pontevedra                   | 763.1                | -0.3        | 12.0      | S               | 5                | neb.           |                  | 2                         | 15                  | 11                             | 767.9                        | 13.4      | SW     | 3                | neb. |
|  | Lugo                         |                      |             |           |                 |                  |                |                  |                           |                     |                                |                              |           |        |                  |      |
|  | Orense                       |                      |             |           |                 |                  |                |                  |                           |                     |                                |                              |           |        |                  |      |
|  | León                         | 760.4                |             | 7.5       | S               | 3                | neb.           |                  | 12                        | 6                   | 765.8                          | 12.0                         | N         | 5      | c.d.             |      |
|  | Santander                    | 756.7                | +2.0        | 14.3      | S               | 4                | neb. don. Va   |                  | 8                         | ?                   | ?                              | 762.6                        | 11.6      | N      | 4                | neb. |
| Región Duero III                             | Punta Galea                  | 759.7                | -1.0        | 13.1      | SW              | 5                | neb. don. Gsa. |                  | 14                        | 8                   | 764.9                          | 12.0                         | SW        | 5      | neb.             |      |
|  | Bilbao                       | 761.1                | +3.0        | 15.8      | S               | 4                | neb.           |                  | 1                         | 15                  | 7                              | 766.7                        | 13.6      | N      | 0                | neb. |
|  | Cabo Machichaco              |                      |             |           |                 |                  |                |                  |                           |                     |                                |                              |           |        |                  |      |
|  | San Sebastián                | 759.3                | +0.6        | 16.0      | S               | 5                | neb. Gsa.      |                  | 1                         | 15                  | 8                              | 764.6                        | 12.4      | SW     | 3                | neb. |
| Región Central IV                            | Zamora                       | 766.6                | +1.0        | 8.6       | SW              | 2                | neb.           |                  | 13                        | 6                   | 768.7                          | 10.1                         | N         | 1      | neb.             |      |
|  | Palencia                     | 765.8                | -0.5        | 8.0       | SSW             | 4                | neb.           |                  | 11                        | 7                   | 767.1                          | 11.4                         | SW        | 2      | neb.             |      |
|  | Burgos                       | 764.1                | -0.6        | 1.5       | SW              | 1                | llovizna       |                  | 1                         | 10                  | 6                              | 765.2                        | 10.0      | SSW    | 2                | neb. |
|  | Soria                        | 766.4                |             | 5.6       | S               | 2                | niebla         |                  | 9                         | 5                   | 766.9                          | 8.0                          | SW        | 4      | neb.             |      |
|  | Valladolid                   | 766.2                | -1.0        | 8.6       | SW              | 1                | neb.           |                  | 12                        | 7                   | 767.6                          | 10.0                         | SW        | 2      | neb.             |      |
|  | Salamanca                    | 765.9                | -0.2        | 8.2       | SW              | 2                | neb.           | Snapple          | 11                        | 7                   | 768.1                          | 9.2                          | N         | 2      | neb.             |      |
| Región Extrem <sup>a</sup> Mancha V          | Ávila                        | 766.2                |             | 6.0       | S               | 1                | neb.           |                  | 10                        | 4                   | 767.8                          | 9.0                          | NW        | 1      | neb.             |      |
|  | Segovia                      |                      |             |           |                 |                  |                |                  |                           |                     |                                |                              |           |        |                  |      |
|  | Madrid                       | 767.8                | -0.1        | 7.4       | SW              | 1                | niebla         |                  | 0.2                       | 13.5                | 6.6                            | 767.4                        | 12.2      | SW     | 2                | c.d. |
|  | Toledo                       | 767.4                | -0.1        | 9.6       | SSW             | 1                | neb.           |                  | 14                        | 7                   | 767.7                          | 12.6                         | N         | 3      | neb.             |      |
|  | Guadalajara                  | 766.9                | +0.2        | 7.8       | SSW             | 0                | niebla         | Snapple          | 12                        | 7                   | 767.0                          | 11.4                         | SW        | 0      | neb.             |      |
| Alto Ebro VI                                 | Cuenca                       | 767.8                | -0.6        | ?         | N               | 0                | neb.           |                  | 9                         | 1                   | 769.2                          | 8.9                          | NW        | 1      | c.d.             |      |
|  | Cáceres                      | 767.4                |             | 8.6       | S               | 2                | niebla         |                  | 1                         | 15                  | 8                              | 768.7                        | 12.4      | WSW    | 1                | neb. |
|  | Badajoz                      | 767.4                | -0.5        | 10.2      | SSW             | 1                | neb.           |                  | 13                        | 10                  | 769.3                          | 12.8                         | NW        | 1      | neb.             |      |
|  | Ciudad Real                  | 768.1                | 0.0         | 7.8       | SE              | 1                | neb.           |                  | 10                        | 7                   | 770.2                          | 10.0                         | N         | 5      | neb.             |      |
| Cataluña VII                                 | Logroño                      | 764.6                |             | 4.5       | SSW             | 1                | niebla         |                  | 17                        | 2                   | 764.9                          | 14.6                         | NW        | 1      | neb.             |      |
|  | Pamplona                     | 764.1                | -1.2        | 8.0       | N               | 0                | neb.           | Snapple          | 12                        | 6                   | 765.6                          | 10.6                         | N.E.      | 0      | neb.             |      |
|  | Huesca                       | 767.0                | 0.0         | 7.4       | SE              | 2                | neb.           | Snapple          | 14                        | 0                   | 6.3                            | 766.0                        | 11.0      | WSW    | 0                | neb. |
|  | Zaragoza                     | 766.1                | 0.0         | 8.8       | SE              | 1                | neb.           |                  | 15                        | 5                   | 765.9                          | 14.0                         | N.E.      | 0      | neb.             |      |
| Levante VIII                                 | Lérida                       | 767.2                | 0.0         | 6.8       | SE              | 1                | niebla         |                  | 14                        | 5                   | 767.3                          | 12.2                         | S         | 0      | neb.             |      |
|  | Gerona                       | 766.4                | -0.4        | 10.0      | NW              | 0                | neb.           | Snapple          | 13                        | 8                   | 764.3                          | 13.0                         | SW        | 3      | neb.             |      |
|  | Barcelona                    | 767.0                |             | 9.8       | NNE             | 1                | c.d.           | Snapple          | 15                        | 9                   | 766.0                          | 12.2                         | WSW       | 2      | neb.             |      |
|  | Tarragona                    | 767.0                | +0.2        | 6.5       | S               | 0                | neb.           |                  | 15                        | 5                   | 766.0                          | 14.6                         | SSW       | 0      | neb.             |      |
| Región del Guadalquiv <sup>r</sup> del SE IX | Tortosa                      |                      |             |           |                 |                  |                |                  |                           |                     |                                |                              |           |        |                  |      |
|  | Teruel                       | 769.2                |             | 1.6       | NE              | 0                | niebla         |                  | 13                        | -1                  | 767.8                          | 10.9                         | NE        | 0      | neb.             |      |
|  | Castellón                    | 766.1                | +0.3        | 11.0      | WNW             | 0                | c.d.           |                  | 12                        | 11                  | 765.1                          | 18.7                         | NW        | 0      | neb.             |      |
| Región del Guadalquiv <sup>r</sup> del SW X  | Valencia                     | 766.5                | 0.0         | 9.0       | N               | 0                | so             |                  | 18                        | 8                   | 765.6                          | 18.0                         | N         | 0      | c.d.             |      |
|  | Albacete                     | 768.2                | +0.2        | 7.0       | NW              | 2                | neb.           |                  | 10                        | 7                   | 768.6                          | 10.0                         | NW        | 4      | neb.             |      |
|  | Alicante                     | 766.9                | +0.6        | 8.6       | N               | 0                | so             | Snapple          | 17                        | 8                   | 766.1                          | 15.0                         | SE        | 1      | c.d.             |      |
|  | Murcia                       | 767.5                | 0.0         | 7.0       | SW              | 0                | so             |                  | 19                        | 6                   | 766.2                          | 19.0                         | N         | 3      | neb.             |      |
|  | Sevilla                      | 767.5                |             | 8.8       | NW              | 2                | c.d.           |                  | 16                        | 7                   | 769.3                          | 14.8                         | SE        | 2      | neb.             |      |
| Costa del Sur XI                             | Córdoba                      | 767.8                | 0.0         | 8.0       | N               | 1                | c.d.           |                  | 11                        | 6                   | 769.5                          | 10.8                         | SE        | 1      | neb.             |      |
|  | Jaén                         | 767.9                |             | 8.7       | SSW             | 0                | c.d.           |                  | 11                        | 6                   | 769.1                          | 10.2                         | NE        | 0      | neb.             |      |
|  | Granada                      | 768.2                | 0.0         | 5.8       | SW              | 1                | niebla         |                  | 13                        | 2                   | 768.6                          | 12.4                         | S         | 1      | neb.             |      |
|  | Huelva                       | 766.9                |             | 11.8      | NNW             | 1                | neb.           |                  | 17                        | 10                  | 768.7                          | 16.1                         | SW        | 1      | neb.             |      |
| Canarias XII                                 | San Fernando                 | 766.1                | -0.2        | 2.2       | E               | 2                | c.d.           | Snapple          | 15                        | 8                   | 769.2                          | 12.8                         | NW        | 1      | neb.             |      |
|  | Tarifa                       | 765.9                | 0.0         | 13.0      | E               | 4                | c.d.           | Snapple          | 15                        | 12                  | 768.1                          | 15.0                         | NW        | 3      | so               |      |
|  | Málaga                       | 768.3                | +0.6        | 10.4      | N               | 2                | c.d.           | Snapple          | 21                        | 10                  | 768.2                          | 19.0                         | NNW       | 4      | so               |      |
|  | Almería                      | 766.9                |             | 11.4      | N               | 1                | c.d.           | Snapple          | 14                        | 11                  | 767.6                          | 13.4                         | NW        | 2      | neb.             |      |
| Africa                                       | Palma                        | 768.2                | +1.0        | 10.4      | N               | 3                | neb.           | Gsa.             | 16                        | 9                   | 767.9                          | 14.8                         | N         | 4      | neb.             |      |
|  | Mahón                        | 768.0                | +0.2        | 12.6      | SW              | 2                | c.d.           |                  | 15                        | 10                  | 767.2                          | 14.0                         | NW        | 1      | neb.             |      |
| Africa                                       | Sta Cruz de Ten <sup>e</sup> |                      |             |           |                 |                  |                |                  |                           |                     |                                |                              |           |        |                  |      |
|  | Laguna                       | 766.5                | +0.6        | 12.6      | SE              | 2                | neb.           | Snapple          | 19                        | 9                   | 766.3                          | 15.4                         | WNW       | 3      | c.d.             |      |
|  | Tetuan                       | 765.3                |             | 13.0      | N               | 4                | neb.           | Ris <sup>a</sup> | 22                        | 5                   | 766.0                          | 20.0                         | NW        | 5      | neb.             |      |
|  | Melilla                      |                      |             |           |                 |                  |                |                  |                           |                     |                                |                              |           |        |                  |      |
|  | Larache                      |                      |             |           |                 |                  |                |                  |                           |                     |                                |                              |           |        |                  |      |

— Noticias —