

INSTITUTO GEOGRÁFICO Y CATASTRAL

BOLETÍN DEL SERVICIO METEOROLÓGICO

AÑO XXXV
Nim. 296

1927

OBSERVACIONES DEL EXTRANJERO

Domingo 23 de OCTUBRE

| ESTACIONES | PRESIÓN MILIBARES | | VIENTO | | TEMPE- RATURA C. | TIEMPO | | PRESIÓN MILIBARES | | VIENTO | | ESTACIONES | PRESIÓN | | VIENTO | | TEMPE- RATURA C. | TIEMPO | | PRESIÓN MILIBARES | | VIENTO | | |
|------------------|-------------------|-----------|--------|---------|------------------------|----------|--------|-------------------|---------|------------------|-----------|-------------|---------|---------|----------|--------|------------------------|------------------|-----------|-------------------|---------|----------|--------|------------------|
| | á O. N.M.G.N. | VARIACIÓN | C | D. y F. | | PRESENTE | PASADO | á O. N.M.G.N. | D. y F. | á O. N.M.G.N. | VARIACIÓN | | C | D. y F. | PRESENTE | PASADO | | á O. N.M.G.N. | VARIACIÓN | C | D. y F. | PRESENTE | PASADO | á O. N.M.G.N. |
| ISLANDIA | Seydisfjord | 19.4 | 2.0 | 5 | W-2 | -4 | D D | 1022.6 | Cal-o | | | De Bild | 991.0 | 0.7 | 1 | SSE-3 | 5 | N | LL | 994.2 | WSE-3 | | | |
| | Reykjavik | 17.1 | -1.3 | 5 | E-2 | -4 | D D | 20.3 | ESE-3 | | | Le Helder | 89.4 | 1.3 | 1 | | 4 | ? | LL | 95.3 | ESE-4 | | | |
| | Vestfmannö | 17.0 | 0.0 | 6 | E-5 | 2 | D D | 20.3 | E-5 | | | Flesinga | | | | | | | | | | | | |
| | Thorshavn | 12.7 | -1.3 | 5 | NNE-4 | 1 | N N | 15.1 | NNE-3 | | | Bruselas | 92.6 | 2.7 | 4 | SSW-3 | 7 | N | LL | 91.5 | SSW-3 | | | |
| | Stensele | 08.3 | 1.3 | 1 | Cal-o | -2 | NB NB | 02.3 | W-1 | | | Zurich | 1005.3 | -1.3 | 0 | S-2 | 7 | N | LL | 1006.3 | NW-0 | | | |
| | Ostersund | 09.9 | 1.3 | 4 | NW-3 | 1 | D N | 06.6 | NW-5 | | | Berna | 07.4 | -0.7 | 0 | W-o | 6 | N | LL | 07.0 | W-o | | | |
| | Hernosánd | 08.3 | 0.7 | 1 | W-1 | -2 | D D | 03.4 | W-1 | | | Ginebra | 07.4 | -0.7 | 5 | SE-o | 6 | N | LL | 11.7 | SW-o | | | |
| | Särna | | | | | | | 08.3 | Cal-o | | | Lugano | 01.8 | -3.3 | 5 | N-o | 11 | LL | LL | 05.8 | NNE-2 | | | |
| | Karlstad | 10.9 | 0.0 | 4 | N-1 | -4 | D D | 10.2 | Cal-o | | | Calais | 99.2 | 1.1 | 2 | SW-7 | 7 | N | | 080.3 | SW-5 | | | |
| | Estocolmo | 10.6 | 0.7 | 4 | Cal-o | -1 | D D | 09.1 | Cal-o | | | Abbeville | 91.8 | 1.5 | 4 | WSW-4 | 6 | N | | 91.4 | WSW-3 | | | |
| SUECIA Y NORUEGA | Jönköping | 08.5 | 0.0 | 7 | E-2 | 2 | N N | 10.9 | S-1 | | | El Havre | 95.1 | -0.5 | 0 | WNW-8 | 8 | LL | | 1008.7 | W-7 | | | |
| | Wisby | 07.9 | 0.0 | 1 | E-2 | 4 | N D | 11.1 | W-2 | | | Maguncia | 98.5 | 0.0 | 2 | SSW-7 | 9 | N | | 990.4 | ? | | | |
| | Kalmar | | | | | | | | | | | Brest | | | | | | | | | | | | |
| | Bronnö | | | | | | | | | | | Lorient | | | | | | | | | | | | |
| | Vallersund | | | | | | | | | | | Rennes | | | | | | | | | | | | |
| | Kinn | 09.9 | 0.0 | 9 | ESE-2 | 2 | D D | 11.5 | Cal-o | | | Argentan | 90.2 | 0.5 | 6 | Cal-o | 7 | LL | | 94.0 | Cal-o | | | |
| | Dombaas | 14.3 | 0.0 | 4 | Cal-o | -1 | D D | 10.7 | Cal-o | | | Paris | 90.5 | 1.5 | 4 | SW-6 | 7 | N | | 84.0 | WNW-5 | | | |
| | Utsire | 07.0 | 0.0 | 1 | ESE-3 | 2 | D D | 09.9 | ESE-3 | | | Nancy | 000.0 | 0.5 | 4 | SW-5 | 8 | N | | 97.3 | WNW-4 | | | |
| | Fæerder | 09.5 | 0.5 | 1 | ESE-4 | 1 | D D | 09.6 | Cal-o | | | Estrasburgo | 01.4 | 0.5 | 5 | SSW-5 | 8 | N | | 1000.0 | S-4 | | | |
| | Lister | 04.6 | 0.0 | 1 | ESE-5 | 4 | N N | 08.3 | NE-? | | | Tours | 02.1 | 0.5 | 3 | WSW-3 | 7 | N | | 01.5 | WSW-3 | | | |
| DINAMARCA | Skagen | 05.4 | 0.0 | 4 | ESE-5 | 6 | N N | 08.0 | Cal-o | | | Dijon | 03.6 | 1.0 | 4 | SW-3 | 9 | N | | 999.0 | SW-4 | | | |
| | Hanstholm | 00.9 | -0.7 | 6 | E-4 | 6 | N N | 06.1 | ESE-1 | | | Rochefort | | | | | | | | | | | | |
| | Blaavands | 995.0 | -0.7 | 5 | ESE-5 | 6 | LL A | 05.0 | SE-3 | | | Clermont | 05.7 | 1.0 | 6 | W-4 | 10 | N | | 02.4 | S-4 | | | |
| | Copenhague | 001.8 | 0.0 | 4 | E-5 | 7 | N NV | 11.1 | S-3 | | | Lyon | 06.1 | -0.5 | 0 | SSE-0 | 9 | N | | 03.4 | SSW-5 | | | |
| | Hammershus | 01.4 | -5.3 | 5 | SE-7 | 8 | 11 N | 11.3 | SSE-2 | | | Burdeos | 08.1 | 0.5 | 4 | W-1 | 11 | N | | | | | | |
| | Lerwick | 08.8 | 0.0 | 1 | E-3 | 6 | N N | 09.2 | E-3 | | | Bayona | | | | | | | | | | | | |
| | Stornoway | 04.3 | 0.0 | 1 | ESE-5 | 6 | LL LL | 04.2 | E-6 | | | Tolosa | 11.0 | -1.5 | 3 | W-3 | 11 | N | | 07.7 | NW-6 | | | |
| | Wick | 06.2 | 0.5 | 1 | ESE-3 | 7 | LL LL | 05.3 | ESE-5 | | | Marignane | 04.3 | -2.0 | 7 | E-2 | 15 | LL | | 05.7 | WNW-3 | | | |
| | Aberdeen | 03.6 | 1.0 | 1 | ESE-4 | 8 | N LL | 00.1 | ESE-7 | | | Perpiñan | 07.8 | 1.5 | 3 | NW-7 | 15 | N | | 03.7 | SW-3 | | | |
| | Malin Head | 01.9 | 1.0 | 1 | SE-2 | 11 | N N | 992.4 | NNE-5 | | | Ajaccio | 04.5 | 0.0 | 5 | Cal-o | 16 | N | | | | | | |
| ISLAS BRITANICAS | Renfrew | 02.2 | 1.5 | 1 | NNE-3 | 9 | N N | 93.8 | ESE-4 | | | Oporto | 16.5 | 0.7 | 1 | NE-2 | 9 | N N | | 05.3 | WNW-4 | | | |
| | Tynemouth | 998.4 | 2.0 | 1 | NE-5 | 9 | N NP | 93.9 | E-3 | | | Coimbra | 16.3 | 1.3 | 1 | NNW-1 | 7 | N N | | 08.3 | NW-3 | | | |
| | Blacksod | 003.0 | 1.5 | 1 | W-4 | 9 | N N | 94.7 | N-5 | | | Lisboa | 14.5 | 0.0 | 1 | ESE-7 | 13 | N E | | 08.0 | ESE-5 | | | |
| | Donaghadee | 01.6 | 1.5 | 1 | NE-4 | 11 | N D | 89.9 | ESE-5 | | | Lagos | 11.0 | 1.3 | 1 | NW-3 | 12 | N A | | 07.0 | W-5 | | | |
| | Holyhead | 999.4 | 3.0 | 4 | NNE-5 | 12 | N D | 86.9 | E-3 | | | Funchal | | | | | | | | | | | | |
| | Cranwell | 91.4 | 3.5 | 1 | NNE-5 | 9 | N LL | 89.3 | E-5 | | | Horta | | | | | | | | | | | | |
| | Yarmouth | 88.0 | 1.0 | 4 | SW-2 | 7 | N N | 89.6 | ESE-6 | | | Turin | 999.0 | -2.7 | 5 | ESE-2 | 11 | N LL | | 11.3 | Cal-o | | | |
| | Valentia | 06.1 | 2.0 | 1 | NW-4 | 11 | N A | 96.6 | NW-5 | | | Milan | 1000.7 | -2.7 | 5 | W-3 | 13 | LL A | | 12.0 | E-2 | | | |
| | Pembroque | 98.5 | 3.5 | 1 | NNW-5 | 11 | A N | 88.7 | WNW-6 | | | Pádua | | | | | | | | | | | | |
| | Ross-on-Wye | 95.3 | 4.0 | 1 | ? | ? | ? | 97.7 | WSW-2 | | | Venecia | | | | | | | | | | | | |
| EUROPA CENTRAL | Londres | 89.9 | 1.0 | 1 | W-3 | 7 | 11 LL | 88.7 | SSW-3 | | | Génova | 00.0 | -1.3 | 5 | SW-4 | 14 | N LL | | 12.5 | SSW-3 | | | |
| | Scilly | 1002.5 | 4.0 | 1 | NNW-8 | 11 | A A | 94.2 | NNW-7 | | | Florenzia | 03.4 | -2.0 | 5 | Cal-o | 16 | 11 LL | | 11.0 | Cal-o | | | |
| | Plymouth | 997.8 | 4.5 | 1 | NW-4 | 11 | N LL | | | | | Liorna | 03.7 | -0.7 | 9 | SSE-9 | 18 | N LL | | 12.5 | W-4 | | | |
| | Calshot | 91.5 | 1.5 | 4 | NW-5 | 9 | N LL | 89.0 | WSW-3 | | | Ancona | | | | | | | | | | | | |
| | Quernsey | 95.7 | 2.5 | 1 | NW-7 | 11 | N N | 90.4 | WSW-6 | | | Zara | 06.3 | 0.0 | 1 | SE-2 | 16 | N N | | | | | | |
| | Borkum | | | | | | | | | | | Roma | 07.9 | -1.3 | 5 | E-3 | 16 | 11 LL | | 14.7 | WSW-4 | | | |
| | Loningen | | | | | | | | | | | Magdalena | 02.1 | -4.0 | 6 | NW-1 | 17 | N LL | | 08.7 | Cal-o | | | |
| | Hamburgo | 95.1 | 0.7 | 4 | S-1 | 9 | NB LL | 1004.5 | ESE-4 | | | Taranto | 12.3 | 0.0 | 7 | Cal-o | 16 | N D | | 15.8 | SE-1 | | | |
| | Swinemunde | 98.5 | 0.7 | 4 | SE-1 | 8 | 11 LL | 08.3 | SE-2 | | | Mesina | 999.1 | 0.0 | 1 | SW-2 | 19 | N N | | 16.6 | Cal-o | | | |
| | Danzig | 1002.9 | 0.7 | 5 | ESE-2 | 6 | N LL | 13.0 | S-3 | | | Tánger | 09.3 | 0.0 | 4 | W-1 | 18 | LL LL | | 11.6 | SW-4 | | | |
| EUROPA CENTRAL | Memel | | | | | | | | | | | Oran | | | | | | | | | | | | |
| | Aquisgran | 992.7 | 0.7 | 7 | SSW-6 | 8 | LL LL | 995.7 | S-4 | | | Argel | 09.4 | 0.0 | 5 | W-2 | 19 | LL | | 00.1 | Cal-o | | | |
| | Magdeburgo | 97.3 | 1.3 | 4 | SSW-1 | 9 | N LL | 1004.2 | E-2 | | | Bizerta | | | | | | | | | | | | |
| | Berlin | 95.5 | 1.3 | 4 | SSE-1 | 9 | 11 LL | 06.2 | SE-3 | | | Túnez | | | | | | | | | | | | |
| | Dresde | 93.3 | 4.0 | 4 | SW-3 | 11 | LL NV | 05.3 | SE-4 | | | Rabat | | | | | | | | | | | | |
| | Breslau | 99.5 | 0.7 | 7 | S-1 | 8 | N N | 08.3 | SSE-2 | | | Fez | | | | | | | | | | | | |
| | Francfort | 98.6 | 0.7 | 6 | SSW-3 | 9 | N LL | 01.4 | SSW-2 | | | Tazza | | | | | | | | | | | | |
| | Carlsruha | 99.7 | 0.0 | 4 | SW-5 | 10 | N N | 01.5 | Cal-o | | | Sfax | | | | | | | | | | | | |
| | Munich | 1006.5 | 4.0 | 1 | WSW-4 | 6 | LL LL | 05.1 | E-1 | | | Casablanca | | | | | | | | | | | | |
| | Posen | | | | | | | | | | | Mequinez | | | | | | | | | | | | |
| Varsovia | | | | | | | | | | | Agadir | 18.7 | 0.0 | 6 | Cal-o | 20 | N | | 18.2 | WSW-0 | | | | |

RADIOGRAMAS TRANSMITIDOS DESDE BARCOS

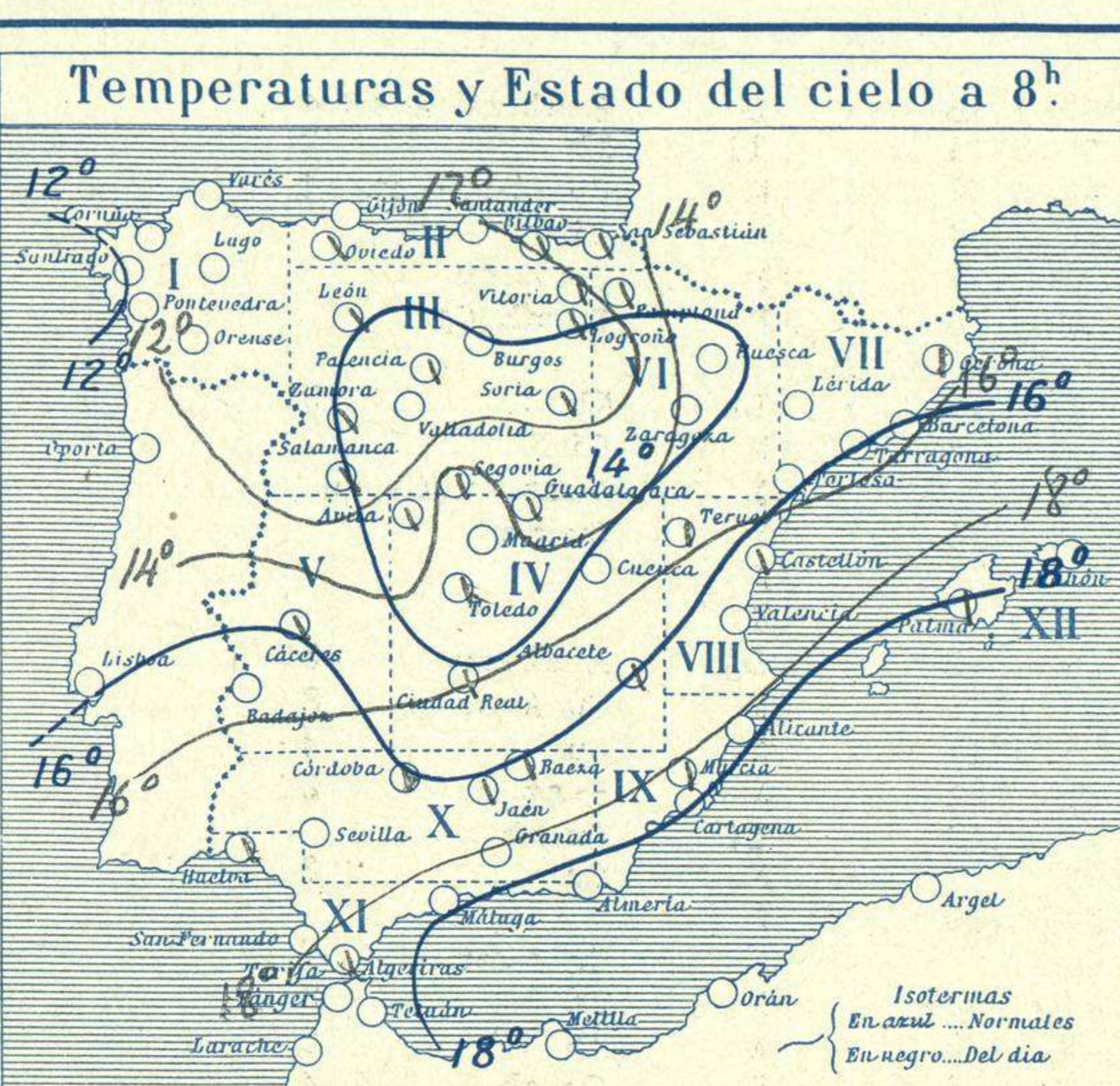
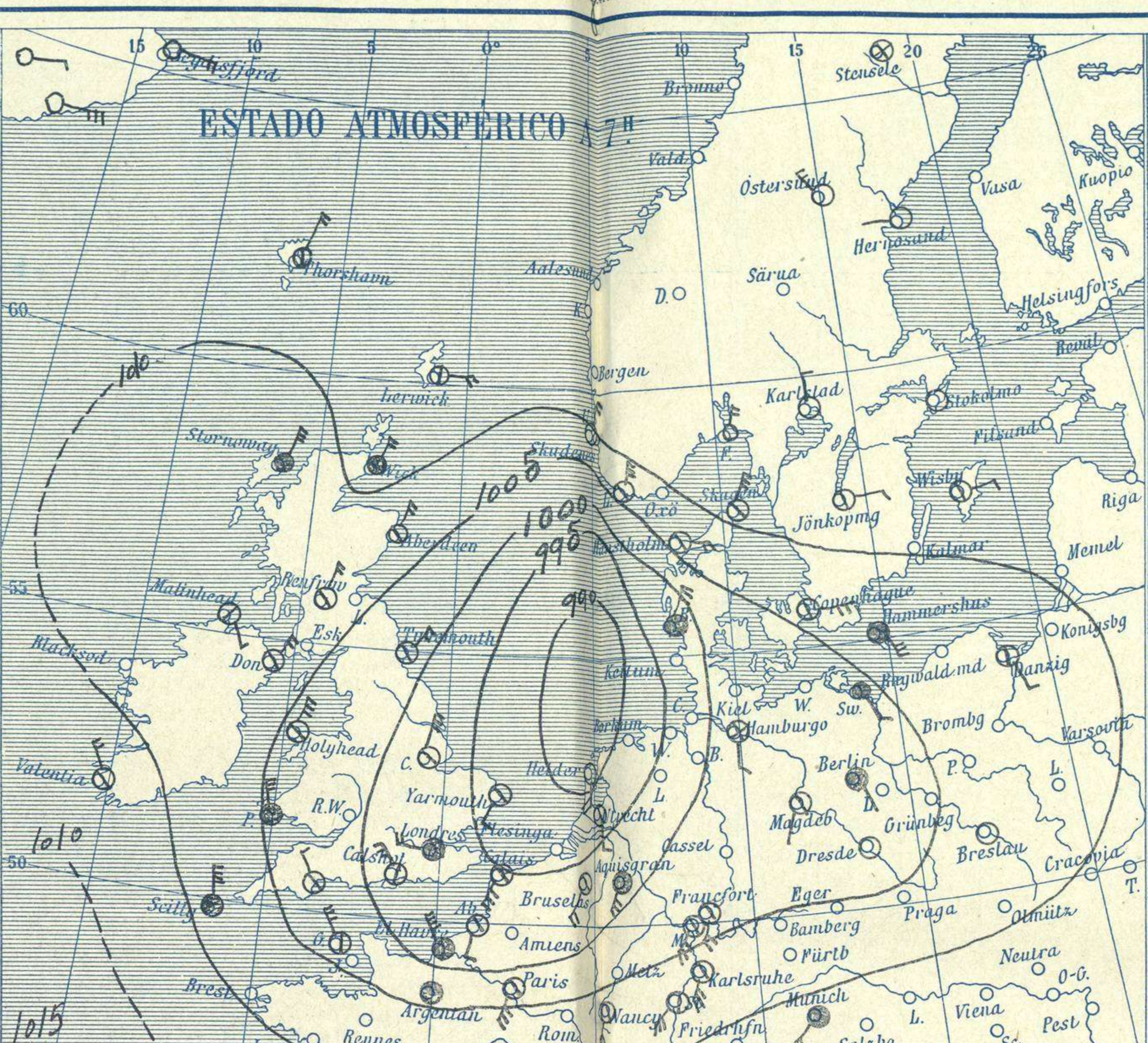
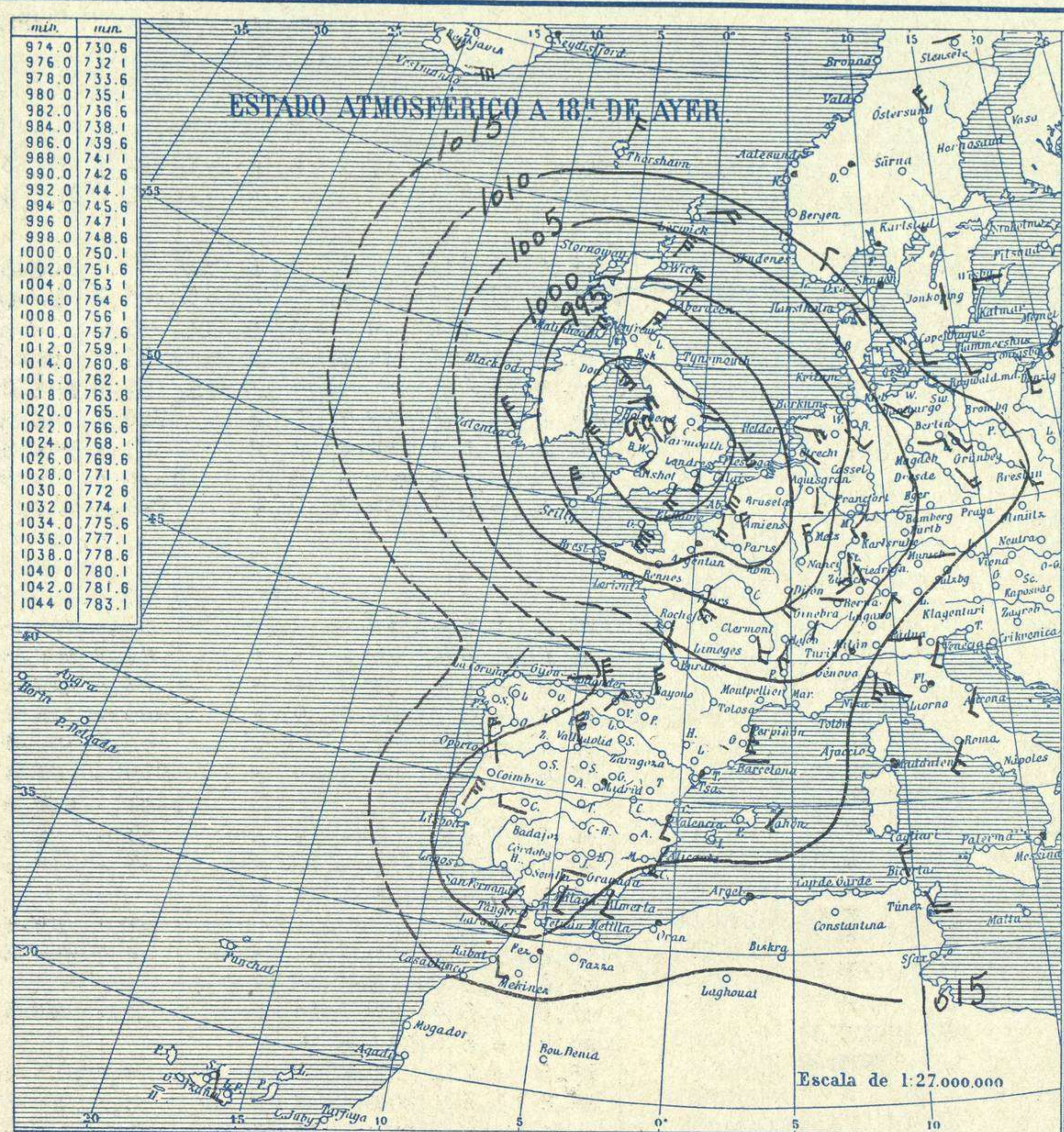


SERVICIO METEOROLÓGICO ESPAÑOL.

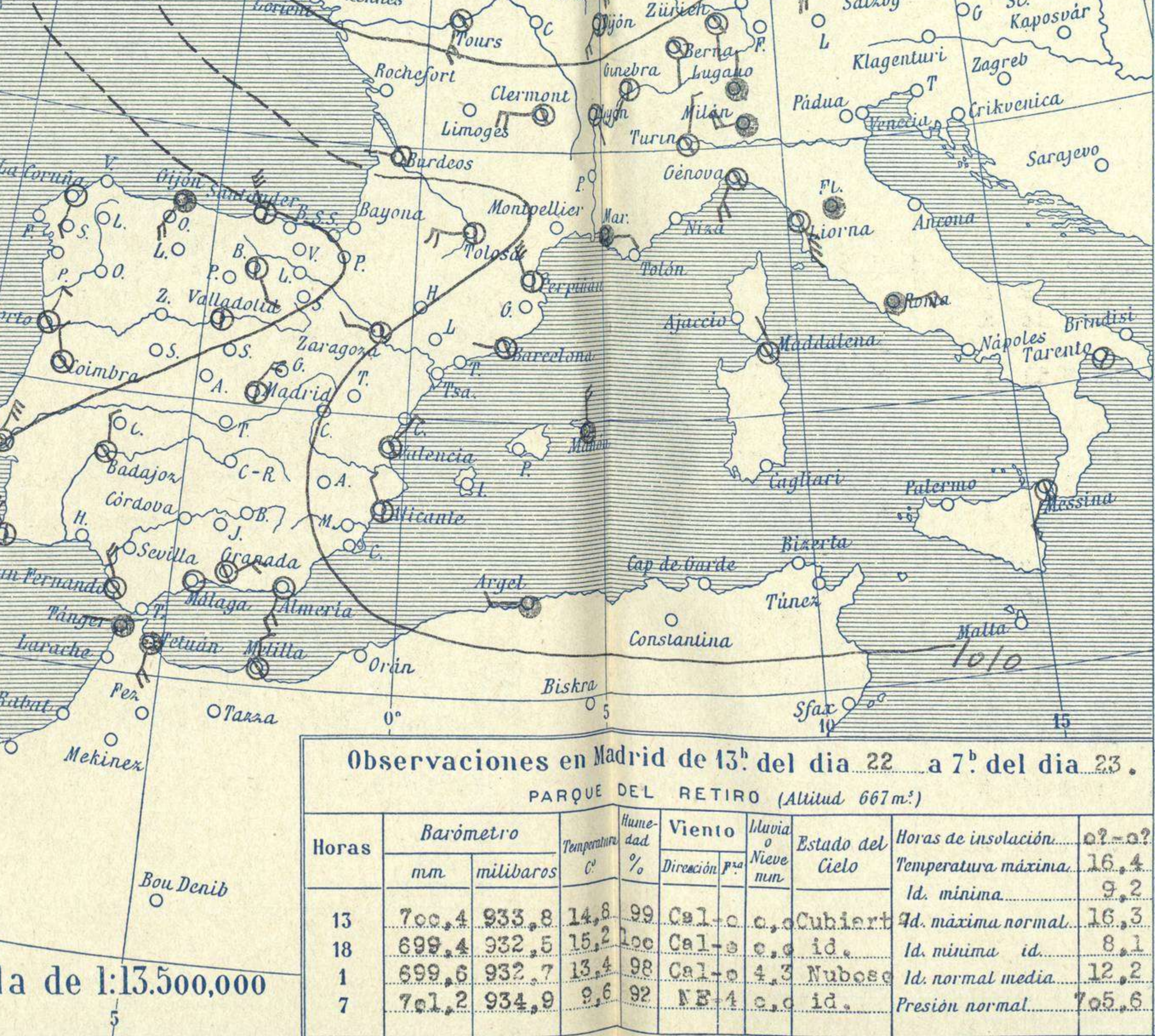
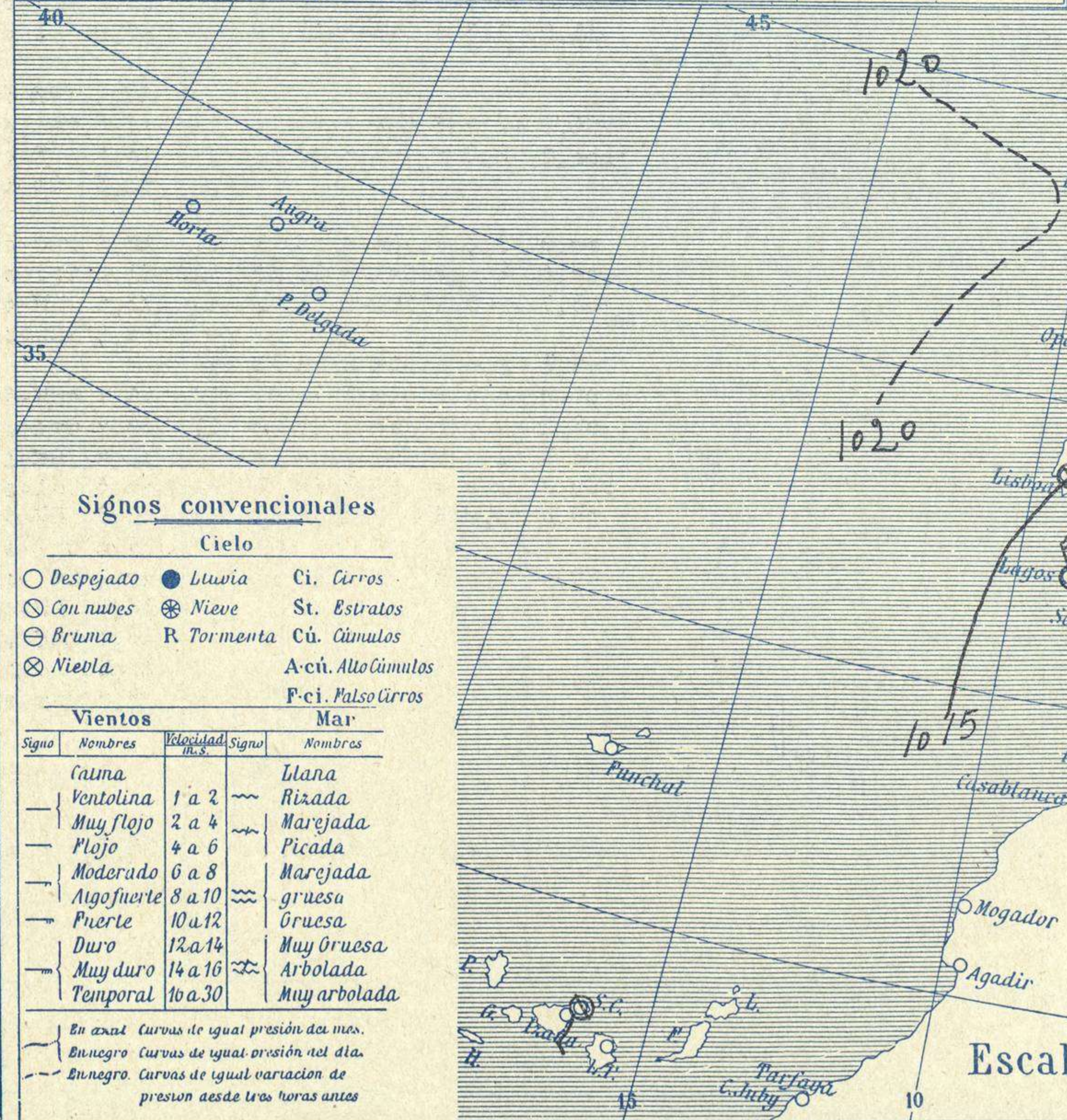
Boletín del Domingo 23 de Octubre de 1927

AÑO XXXV

Núm. 296



| Estaciones | Temperaturas | | Lluvia |
|----------------|--------------|--------|--------|
| | Máx. | Mínim. | |
| La Coruña | 15 | 10 | |
| Santiago | | | |
| Pontevedra | | | |
| Lugo | | | |
| Orense | 18 | 3 | |
| Gijón | 16 | 11 | 1 |
| Oviedo | 15 | 8 | 7 |
| Santander | 18 | 11 | 1 |
| Bilbao | 19 | 12 | |
| San Sebastián | 21 | 12 | 11 |
| León | 16 | 9 | 4 |
| Zamora | 18 | 3 | 6 |
| Palencia | 17 | 3 | 1 |
| Burgos | | | |
| Soria | 15 | 4 | |
| Valladolid | 20 | 3 | 10 |
| Salamanca | 18 | 2 | 3 |
| Ávila | 18 | 4 | 4 |
| Segovia | 21 | 6 | 12 |
| Madrid | | | |
| Toledo | 18 | 13 | 7 |
| Guadalajara | 18 | 8 | 2 |
| Cuenca | 15 | 8 | 10 |
| Ciudad-Real | 18 | 14 | 13 |
| Albacete | 18 | 11 | 8 |
| Cáceres | 20 | 10 | 2 |
| Badajoz | 23 | 12 | |
| Vitoria | 17 | 5 | 9 |
| Logroño | 17 | 6 | 6 |
| Pamplona | | | |
| Huesca | 16 | 8 | 3 |
| Zaragoza | 19 | 10 | |
| Lerida | | | |
| Gerona | 20 | 14 | |
| Barcelona | 20 | 16 | |
| Tarragona | 19 | 15 | |
| Tortosa | | | |
| Teruel | 15 | 9 | 4 |
| Castellón | 20 | 15 | 1 |
| Valencia | 20 | 15 | 6 |
| Alicante | 21 | 16 | 2 |
| Murcia | 20 | 16 | |
| Sevilla | | | |
| Córdoba | 20 | 16 | 9 |
| Jaén | 19 | 14 | |
| Baeza | 16 | 13 | |
| Granada | 19 | 13 | 11 |
| Huelva | 22 | 13 | 4 |
| San Fernando | 22 | 17 | 1 |
| Tarifa | 22 | 15 | |
| Algeciras | 24 | 18 | |
| Málaga | 22 | 17 | 1 |
| Almería | 22 | 18 | |
| Palma | 21 | 16 | |
| Ibiza | | | |
| Mahón | 23 | 14 | 2 |
| Las Palmas | | | |
| St. Cruz de T. | 24 | 20 | |
| Laguna | 19 | 16 | |
| Izaña | | | |
| Tetuán | 26 | 16 | 8 |
| Melilla | 26 | 16 | 2 |
| Tánger | | | |



Observaciones aerológicas

Estado General

Una importante borrasca pasa de Islandia al mar del Norte y por España atraviesa un núcleo de perturbación atmosférica de carácter secundario.

Tiempo probable

EN LAS REGIONES.

| | |
|------|------------------------|
| I | |
| II | |
| III | |
| IV | |
| V | No se hace predicción. |
| VI | |
| VII | |
| VIII | |
| IX | |
| X | |
| XI | |
| XII | |

| Estaciones | Temperaturas | Lluvia | |
|----------------|--------------|--------|----|
| | Máx. | Mínim. | |
| La Coruña | 15 | 10 | |
| Santiago | | | |
| Pontevedra | | | |
| Lugo | | | |
| Orense | 18 | 3 | |
| Gijón | 16 | 11 | 1 |
| Oviedo | 15 | 8 | 7 |
| Santander | 18 | 11 | 1 |
| Bilbao | 19 | 12 | |
| San Sebastián | 21 | 12 | 11 |
| León | 16 | 9 | 4 |
| Zamora | 18 | 3 | 6 |
| Palencia | 17 | 3 | 1 |
| Burgos | | | |
| Soria | 15 | 4 | |
| Valladolid | 20 | 3 | 10 |
| Salamanca | 18 | 2 | 3 |
| Ávila | 18 | 4 | 4 |
| Segovia | 21 | 6 | 12 |
| Madrid | | | |
| Toledo | 18 | 13 | 7 |
| Guadalajara | 18 | 8 | 2 |
| Cuenca | 15 | 8 | 10 |
| Ciudad-Real | 18 | 14 | 13 |
| Albacete | 18 | 11 | 8 |
| Cáceres | 20 | 10 | 2 |
| Badajoz | 23 | 12 | |
| Vitoria | 17 | 5 | 9 |
| Logroño | 17 | 6 | 6 |
| Pamplona | | | |
| Huesca | 16 | 8 | 3 |
| Zaragoza | 19 | 10 | |
| Lerida | | | |
| Gerona | 20 | 14 | |
| Barcelona | 20 | 16 | |
| Tarragona | 19 | 15 | |
| Tortosa | | | |
| Teruel | 15 | 9 | 4 |
| Castellón | 20 | 15 | 1 |
| Valencia | 20 | 15 | 6 |
| Alicante | 21 | 16 | 2 |
| Murcia | 20 | 16 | |
| Sevilla | | | |
| Córdoba | 20 | 16 | 9 |
| Jaén | 19 | 14 | |
| Baeza | 16 | 13 | |
| Granada | 19 | 13 | 11 |
| Huelva | 22 | 13 | 4 |
| San Fernando | 22 | 17 | 1 |
| Tarifa | 22 | 15 | |
| Algeciras | 24 | 18 | |
| Málaga | 22 | 17 | 1 |
| Almería | 22 | 18 | |
| Palma | 21 | 16 | |
| Ibiza | | | |
| Mahón | 23 | 14 | 2 |
| Las Palmas | | | |
| St. Cruz de T. | 24 | 20 | |
| Laguna | 19 | 16 | |
| Izaña | | | |
| Tetuán | 26 | 16 | 8 |
| Melilla | 26 | 16 | 2 |
| Tánger | | | |

Observaciones en Madrid de 13^h del día 22 a 7^h del día 23.

PARQUE DEL RETIRO (Altitud 667 m.)

| Horas | Barómetro | | Temperatura | | Viento | Humedad | Estado del Cielo | Horas de insolación | 0? - 0? |
|-------|-----------|-----------|-------------|-----|---------------|---------|------------------|---------------------|---------|
| | mm | milibaros | °C | % | | | | | |
| 13 | 700.4 | 933.8 | 14.8 | 99 | Cal. c. c. | 99 | Cubierto | 4d. máxima normal. | 16.3 |
| 18 | 699.4 | 932.5 | 15.2 | 100 | Cal. c. c. | 100 | id. | Id. mínima id. | 8.1 |
| 1 | 699.6 | 932.7 | 13.4 | 98 | Cal. c. c. | 98 | Nuboso | Id. normal media | 12.2 |
| 7 | 701.2 | 934.9 | 9.6 | 92 | N. E. 4 c. c. | 92 | id. | Presión normal. | 705.6 |

Signos convencionales

Cielo

- Despejado
- Lluvia
- con nubes
- Bruma
- Nieve
- R Tormenta
- Niebla
- Ci. Cirros
- St. Estratos
- Cú. Cúmulos
- A. c. Alto Cúmulos
- F. ci. Falso Cirros

Vientos

| Signo | Nombres | Velocidad | Signo | Nombres |
|-------|-------------|-----------|-------|-----------|
| — | Calma | 0 | — | Tranquila |
| — | Ventolina | 1 a 2 | — | Leve |
| — | Muy flojo | 2 a 4 | — | Moderada |
| — | Flojo | 4 a 6 | — | Brava |
| — | Moderado | 6 a 8 | — | Tranquila |
| — | Algo fuerte | 8 a 10 | — | Tranquila |
| — | Fuerte | 10 a 12 | — | Tranquila |
| — | Duro | 12 a 14 | — | Tranquila |
| — | Muy duro | 14 a 16 | — | Tranquila |
| — | Temporal | 16 a 30 | — | Tranquila |

Mar

| Signo | Nombres |
|-------|-----------|
| — | Tranquila |
| — | Leve |
| — | Moderada |
| — | Brava |
| — | Tranquila |
| — | Tranquila |
| — | Tranquila |
| — | Tranquila |
| — | Tranquila |
| — | Tranquila |

En azul Curvas de igual presión del día.
En negro Curvas de igual presión del día.
En negro Curvas de igual variación de presión desde tres horas antes.

Escala de 1:13.500.000

OBSERVACIONES DE ESPAÑA

| ESTACIONES | PRESIÓN MILIBAREJ | | | VIENTO D. y F. | TEMPE- RATU- RA C. | LUBRICA LUBRICA LUBRICA | HUMEDAD % | TIEMPO | | NUBES | MAR | DIRECCIÓN Y FUERZA DEL VIENTO Á | | | | | | | | | | | | | | | | |
|-------------------|---------------------------------|-----------|----|-------------------|-----------------------------|-------------------------------|--------------|----------|--------|----------------|-----|---------------------------------|--------|-----|-----|------|------|------|------|------|--|--|--|--|--|--|--|--|
| | á O° | | C. | | | | | PRESENTE | | | | PASADO | | 250 | 500 | 1000 | 2000 | 3000 | 4000 | 5000 | | | | | | | | |
| | N. M. G. N. | VARIACIÓN | | | | | | PRESENTE | PASADO | | | PRESENTE | PASADO | | | | | | | | | | | | | | | |
| | OBSERVACIONES Á 7 ^h | | | | | | | | | | | | | | | | | | | | | | | | | | | |
| La Coruña | 17,4 | 1,0 | 1 | SSW-1 | 10 | | | D | | R-st-cu, A-st | 4 | | | | | | | | | | | | | | | | | |
| Gijón | 15,9 | 1,7 | 1 | SW-3 | 11 | | | ll | | Nb | 3 | | | | | | | | | | | | | | | | | |
| Santander | 14,5 | 1,9 | 1 | NW-5 | 12 | | | N | | Cu-rb, Ci-st | 4 | | | | | | | | | | | | | | | | | |
| Valladolid | 18,2 | 1,7 | 1 | Cal-o | 4 | | | N | | Ci | | | | | | | | | | | | | | | | | | |
| Zaragoza | 13,4 | 3,6 | 1 | W-2 | 11 | | | N | | Cu A-cu | | | | | | | | | | | | | | | | | | |
| Barcelona | 17,5 | 2,3 | 4 | W-o | 18 | | | N | | Cu-rb, Ci | | | | | | | | | | | | | | | | | | |
| Tortosa | | | | | | | | | | | | | | | | | | | | | | | | | | | | |
| Mahón | 16,6 | 0,5 | 7 | N-3 | 15 | | | LL | | Nb | 3 | | | | | | | | | | | | | | | | | |
| Madrid | 13,0 | 1,7 | 1 | NE-4 | 10 | | | N | | Ci | | | | | | | | | | | | | | | | | | |
| Badajóz | 13,7 | 1,7 | 1 | N-1 | 12 | | | N | | A-st-cu, Ci-cu | | | | | | | | | | | | | | | | | | |
| Alicante | 17,2 | 0,5 | 1 | NW-1 | 16 | | | N | | Cu-rb | | | | | | | | | | | | | | | | | | |
| Granada | 11,7 | ? | ? | E-4 | 14 | | | N | | | | | | | | | | | | | | | | | | | | |
| Sevilla | 16,1 | 2,1 | 1 | SE-a | 4 | | | N | | | | | | | | | | | | | | | | | | | | |
| Almería | 19,5 | 0,5 | 4 | SW-4 | 18 | | | D | | A-st-cu | 3 | | | | | | | | | | | | | | | | | |
| Málaga | 10,2 | 0,1 | 1 | Cal-o | 18 | | | N | | Cu, A-cu | 2 | | | | | | | | | | | | | | | | | |
| S. Fernando | 11,7 | 1,3 | 1 | NW-3 | 18 | | | N | | Cu | 4 | | | | | | | | | | | | | | | | | |
| Melilla | 11,1 | 0,1 | 7 | N-2 | 21 | | | N | | B-st-cu | 2 | | | | | | | | | | | | | | | | | |
| Tetuán | 10,6 | 1,2 | 1 | SW-4 | 18 | | | LL | | Cu-rb | | | | | | | | | | | | | | | | | | |
| S. C. de Tenerife | 17,0 | 0,8 | 6 | SSW-1 | 21 | | | N | | Cu | 2 | | | | | | | | | | | | | | | | | |
| Izaña | 16,7 | 1,3 | 1 | ENE-1 | 19 | | | N | | | | | | | | | | | | | | | | | | | | |
| | OBSERVACIONES Á 18 ^h | | | | | | | | | | | | | | | | | | | | | | | | | | | |
| La Coruña | 13,3 | 1,7 | 1 | NW-1 | 13 | | | N | | de ayer | | | | | | | | | | | | | | | | | | |
| Gijón | 11,4 | 2,5 | 1 | W-2 | 13 | | | N | | St | 3 | | | | | | | | | | | | | | | | | |
| Santander | 19,8 | 1,9 | 1 | W-2 | 13 | | | N | | Nb | 3 | | | | | | | | | | | | | | | | | |
| Valladolid | 17,9 | 0,8 | 4 | NW-5 | 13 | | | N | | Cu-rb | 4 | | | | | | | | | | | | | | | | | |
| Zaragoza | 10,7 | 0,5 | 4 | NW-3 | 14 | | | N | | Nb | | | | | | | | | | | | | | | | | | |
| Barcelona | 16,9 | 0,4 | 6 | W-1 | 18 | | | N | | A-st-cu, A-st | | | | | | | | | | | | | | | | | | |
| Tortosa | 17,4 | 0,9 | 5 | Cal-o | 17 | | | N | | Nb | | | | | | | | | | | | | | | | | | |
| Mahón | 17,1 | 0,6 | 5 | SW-1 | 18 | | | N | | Nb | 3 | | | | | | | | | | | | | | | | | |
| Madrid | 18,1 | 1,3 | 5 | Cal-o | 15 | | | N | | Nb | | | | | | | | | | | | | | | | | | |
| Badajóz | 17,9 | 0,7 | 1 | W-2 | 19 | | | N | | Nb | | | | | | | | | | | | | | | | | | |
| Alicante | 19,5 | 0,1 | 9 | WSW-2 | 19 | | | N | | Nb | 2 | | | | | | | | | | | | | | | | | |
| Granada | 11,0 | 0,5 | 5 | W-1 | 16 | | | N | | B-st-cu | | | | | | | | | | | | | | | | | | |
| Sevilla | | | | | | | | | | | | | | | | | | | | | | | | | | | | |
| Almería | 11,4 | 0,1 | 5 | SW-3 | 19 | | | N | | Cu, D-st | 2 | | | | | | | | | | | | | | | | | |
| Málaga | 16,5 | 1,3 | 6 | SW-o | 19 | | | N | | Nb | 1 | | | | | | | | | | | | | | | | | |
| S. Fernando | 11,8 | 0,0 | 0 | SW-2 | 21 | | | N | | Cu | 4 | | | | | | | | | | | | | | | | | |
| Melilla | | | | | | | | | | | | | | | | | | | | | | | | | | | | |
| Tetuán | | | | | | | | | | | | | | | | | | | | | | | | | | | | |
| S. C. de Tenerife | 19,3 | 0,4 | 4 | S-3 | 22 | | | N | | St-cu | 2 | | | | | | | | | | | | | | | | | |
| Izaña | 18,5 | 1,3 | 6 | WSW-1 | 19 | | | N | | | | | | | | | | | | | | | | | | | | |

| ESTACIONES | PRESIÓN MILIBAREJ | | | VIENTO D. y F. | TEMPE- RATU- RA C. | TIEMPO ***** PRESENTE PASADO | PRESIÓN MILIBAREJ á O° N. M. G. N. | VIENTO D. y F. | ESTACIONES | PRESIÓN MILIBAREJ | | | VIENTO D. y F. | TEMPE- RATU- RA C. | TIEMPO *** ** PRESENTE PASADO | PRESIÓN MILIBAREJ á O° N. M. G. N. | VIENTO D. y F. | | | | | | |
|---------------|--------------------------------|-----------|----|-------------------|-----------------------------|------------------------------------|--|-------------------|------------|---------------------------|--------|-------------|-------------------|-----------------------------|-------------------------------------|--|-------------------|-----------------|----------|--------|-------------|----|-----------|
| | á O° | | C. | | | | | | | PRESENTE PASADO | | á O° | | | | | | PRESENTE PASADO | | á O° | | C. | |
| | N. M. G. N. | VARIACIÓN | | | | | | | | PRESENTE | PASADO | N. M. G. N. | | | | | | VARIACIÓN | PRESENTE | PASADO | N. M. G. N. | | VARIACIÓN |
| | OBSERVACIONES Á 8 ^h | | | | | | | | | OBSERV. A 18 ^h | | | | | | | | | | | | | |
| Vares | | | | | | | | Cáceres | 12,9 | 2,2 | 1 | NNW-4 | 12 | N | 16,9 | NW-1 | | | | | | | |
| Finisterre | | | | | | | | Vitoria | 16,7 | 2,1 | 1 | N-o | 9 | N | | | | | | | | | |
| Santiago | 10,0 | 1,3 | 1 | NW-2 | 8 | N | 13,3 | N-2 | 16,1 | 0,0 | 0 | W-1 | 10 | N | | | | | | | | | |
| Pontevedra | | | | | | | | Pamplona | | | | | | | 15,8 | Cal-o | | | | | | | |
| Lugo | | | | | | | | Huesca | 12,5 | 1,3 | 1 | NW-7 | 11 | N | 18,9 | NE-1 | | | | | | | |
| Orense | 19,7 | 0,9 | 1 | ENE-o | 5 | D | | Lérida | | | | | | | | | | | | | | | |
| Oviedo | 15,9 | 0,0 | 0 | W-2 | 10 | N | 10,6 | W-3 | 17,7 | 1,3 | 1 | Cal-o | 15 | N | | | | | | | | | |
| Bilbao | 11,4 | 0,2 | 3 | NNW-5 | 13 | N | | Gerona | 18,2 | ? | ? | NW-4 | 16 | D | 17,0 | W-o | | | | | | | |
| San Sebastián | 14,6 | 1,3 | 4 | SW-3 | 14 | N | 09,4 | W-1 | 11,4 | ? | ? | N-1 | 10 | N | 17,9 | Cal-o | | | | | | | |
| León | 19,7 | ? | ? | W-2 | 7 | N | 09,4 | N-3 | 19,1 | 1,9 | 4 | N-o | 18 | N | 17,7 | W-o | | | | | | | |
| Zamora | 14,5 | 2,0 | 1 | N-1 | 8 | N | 12,5 | S-2 | | | | | | | | | | | | | | | |
| Palencia | 17,3 | 2,1 | 1 | W-o | 5 | N | 05,9 | SW-1 | 18,9 | ? | ? | W-1 | 18 | N | 10,7 | W-o | | | | | | | |
| Burgos | | | | | | | | Córdoba | 14,1 | 0,3 | 2 | W-1 | 16 | N | | | | | | | | | |
| Soria | 15,7 | 5,2 | 1 | NNW-1 | 6 | N | 06,1 | SW-1 | 12,2 | ? | ? | SW-o | 15 | N | 11,3 | SW-5 | | | | | | | |
| Salamanca | 17,8 | 1,4 | 1 | N-o | 6 | N | 06,2 | W-1 | 11,9 | 0,4 | 1 | E-1 | 13 | N | 11,3 | S-1 | | | | | | | |
| Avila | 16,5 | ? | ? | WNW-o | 5 | N | 06,3 | SSE-2 | 12,3 | ? | ? | N-4 | 14 | N | 09,2 | N-1 | | | | | | | |
| Segovia | 16,1 | 4,7 | 4 | N-1 | 9 | N | 04,9 | S-1 | 19,3 | 0,3 | 4 | NW-4 | 19 | N | | | | | | | | | |
| Toledo | 13,9 | 1,9 | 1 | SE-1 | 13 | N | 08,2 | NW-1 | 10,9 | 1,2 | 2 | NW-1 | 20 | N | | | | | | | | | |
| Guadalajara | 12,1 | 0,5 | 1 | N-3 | 9 | N | 06,3 | W-o | | | | | | | | | | | | | | | |
| Cuenca | 08,3 | 0,0 | 0 | W-4 | 11 | D | 05,3 | S-3 | 16,2 | 1,6 | 4 | N-1 | 19 | N | | | | | | | | | |
| Ciudad Real | 11,8 | 1,1 | 2 | N-2 | 14 | N | 10,3 | SSW-1 | | | | | | | | | | | | | | | |
| Albacete | 11,1 | 1,3 | 4 | W-1 | 15 | N | 11,1 | SSW-1 | 16,7 | 0,4 | 1 | NE-1 | 18 | N | | | | | | | | | |

NOTICIAS

* Expresado en medias horas antes observación.
 ** D Despejado ó semidespejado - N Nuboso ó cubierto - NB Niebla ó bruma - A Aguaceros - ll Lloviznas - LL Lluvias - G Granizo (sin truenos) - An Aguanieve - nv Nieve - T Tormenta.
 *** D Despejado ó semidespejado - N Nuboso - NC Cubierto constantemente - NB Niebla ó bruma - A Aguaceros - ll Lloviznas - nv Nieve ó aguanieve - G Granizo (sin truenos) - T Tormenta.
 **** Sobre el nivel del mar.